

SCHS Open Breed Western Weekend * April 26/27

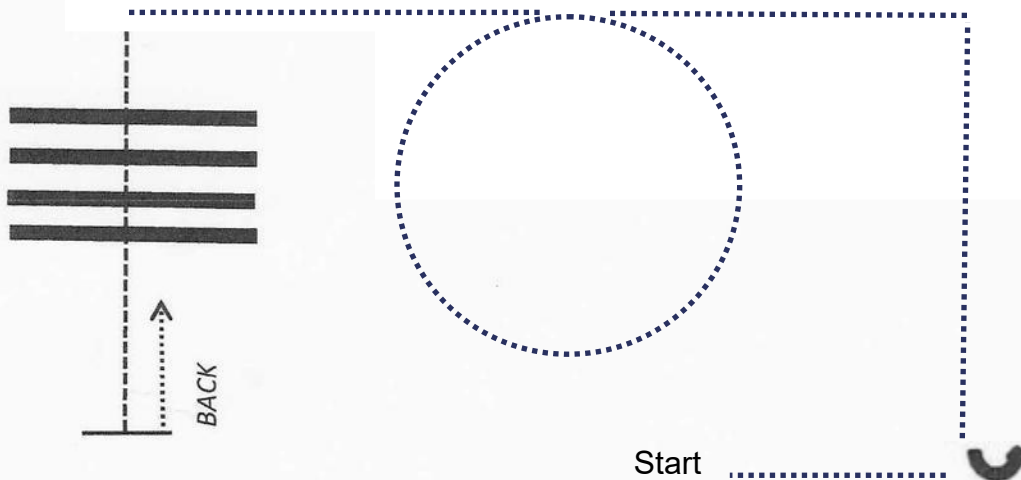


Leadline Ranch Riding

The entire pattern is done at a walk

WALK	-----
TROT	-----
EXT TROT	-----

The area of pattern execution in the ring is also reduced



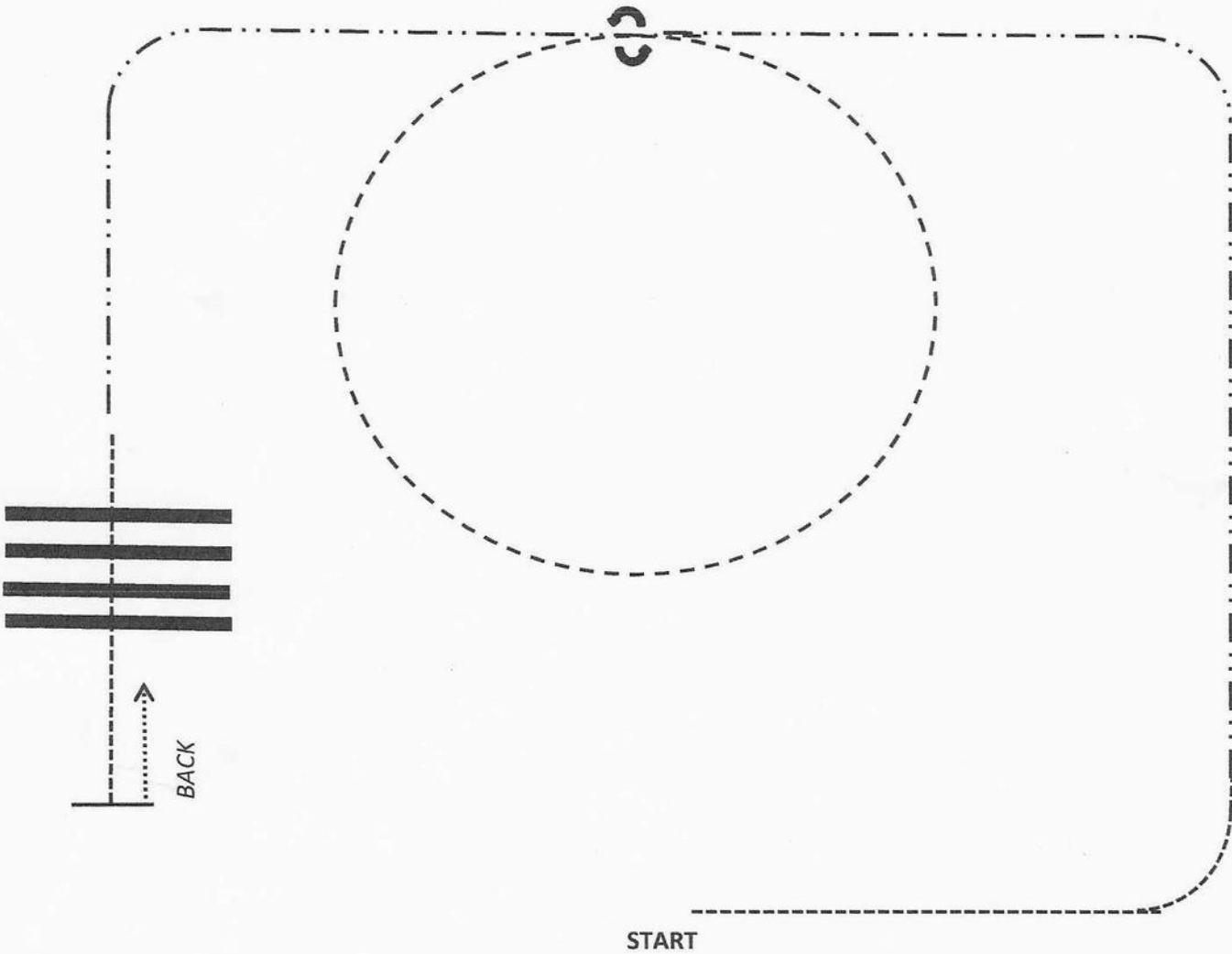
1. Walk
2. 90 turn Left and Walk
3. Walk to center of pattern
4. Walk Circle to Left
5. Walk
6. Walk to and over Rails
7. Stop and Back 4 steps



RANCH RIDING WALK TROT

Pattern # 1

WALK
TROT	-----
EXT TROT	-----

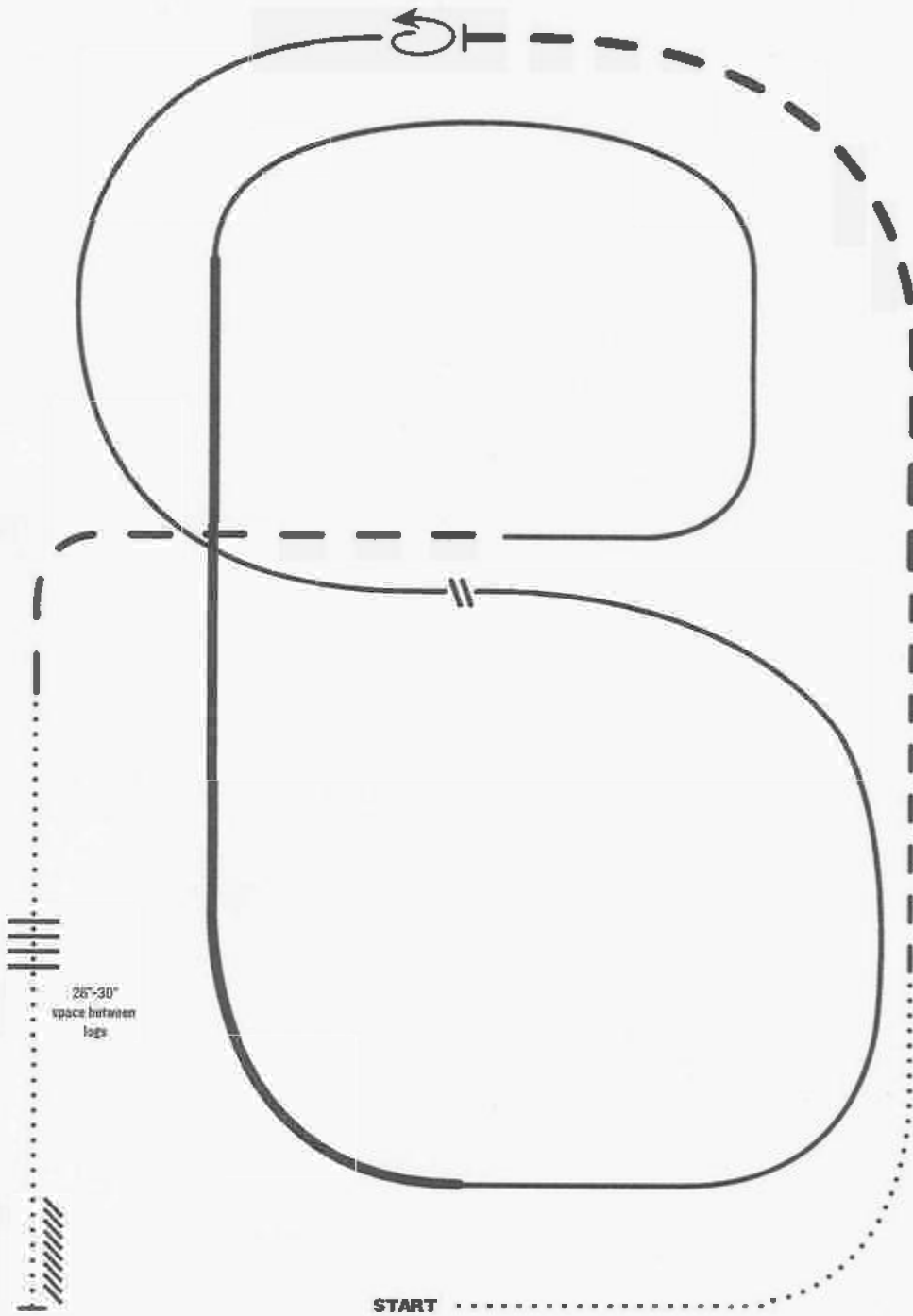


1. WALK
2. EXT. TROT 1/2 way up the ARENA
3. TURN LEFT EXT. TROT to Center of ARENA
4. TROT CIRCLE to LEFT
5. 360 TURN RIGHT
6. 360 TURN LEFT
7. EXT. TROT
8. WALK over RAILS
9. STOP / BACK 1 Horse Length

RANCH RIDING - PATTERN 1

LEGEND

.....	Walk
.....	Extended Walk
- - -	Trot
- - -	Extended Trot
— — —	Lope
— — —	Extended Lope
//////	Back
//	Lead Change



1. Walk
2. Trot
3. Extend the trot, at the top of the arena, stop
4. 360° turn left
5. Left lead 1/2 circle, lope to the center
6. Change leads (simple or flying)
7. Right lead 1/2 circle
8. Extended lope up the long side of the arena (right lead)
9. Collect back to a lope around the top of the arena and back to center
10. Break down to an extended trot
11. Walk over logs
12. Stop and back

Note: The drawn description of this pattern is only intended for the general depiction of the pattern. Exhibitors should utilize the arena space to best exhibit their horses.

Revised 05-2021

All Walk/Trot/Lope Ranch Riding Classes

SCHS Open Breed Western Weekend

April 26/27

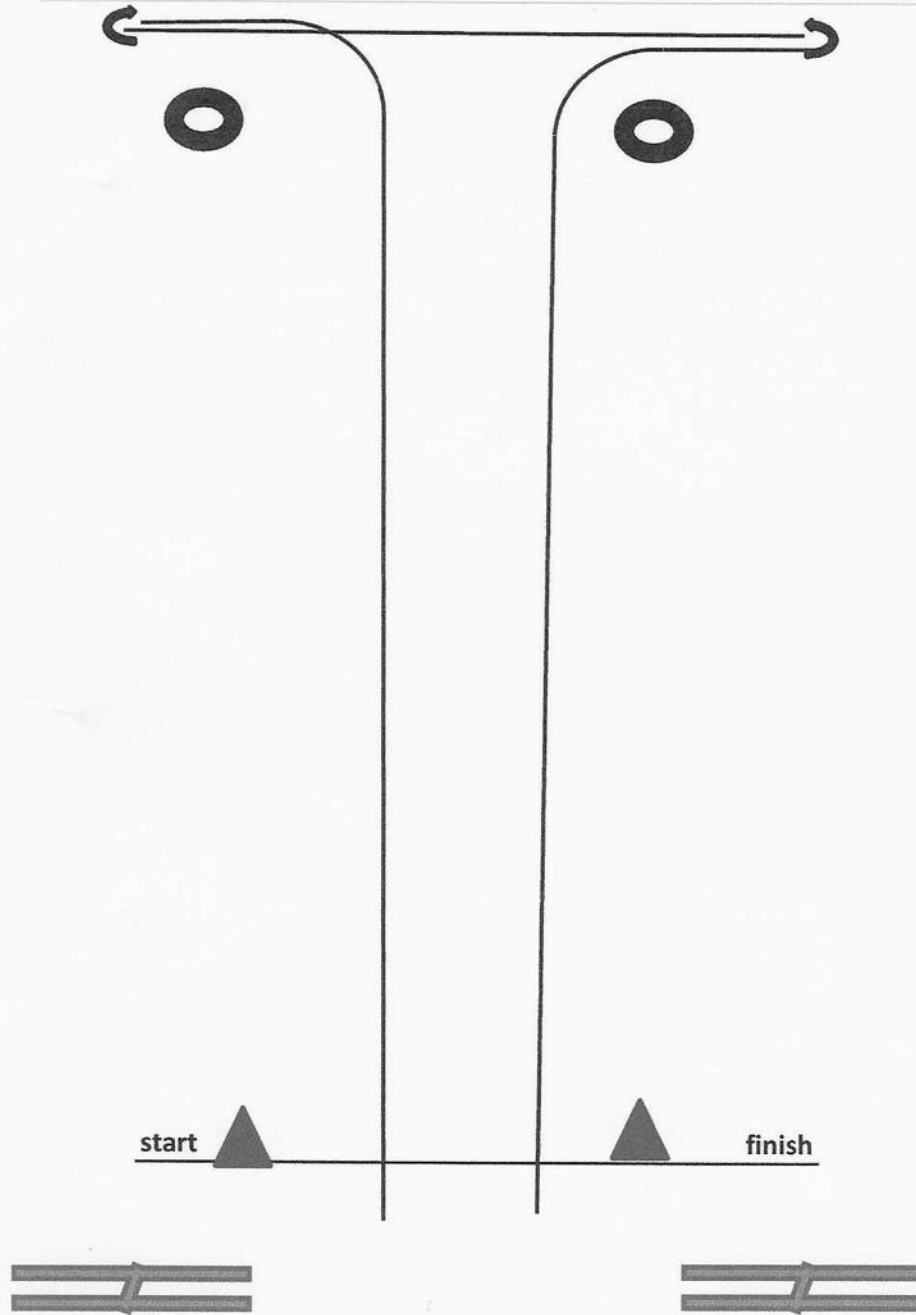
Ranch Round Up



RANCH
ROUND UP

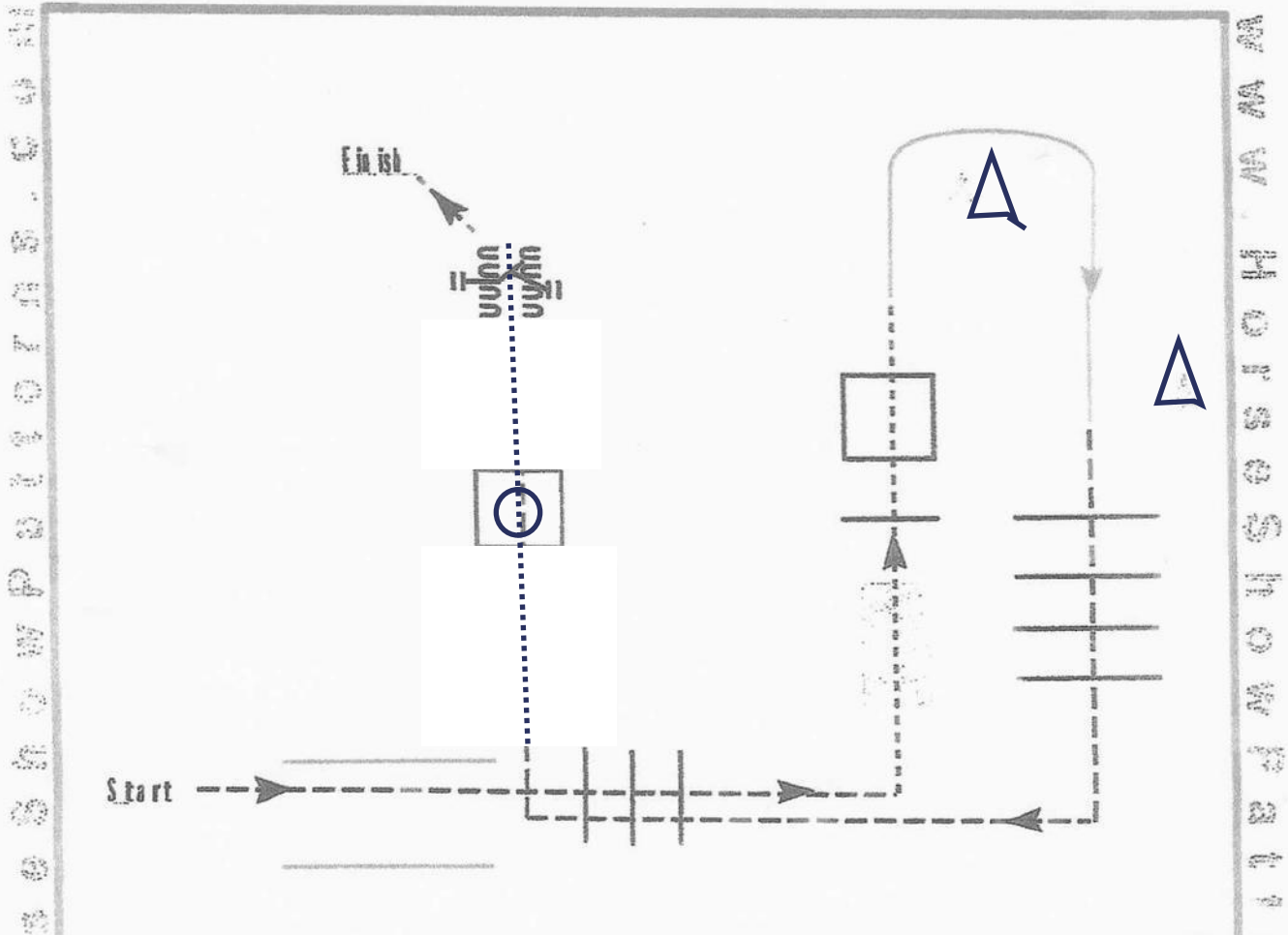
Pattern # 1

Run up turn the Right Marker go past marker , Left Rollback, run across the top side of the markers go past Left marker, Right Rollback turn and run past finish line.. **Knockdown of any obstacle is a 5 point penalty for each knockdown, All walk trot exhibitors . loping more then 3 strides in the pattern, going off pattern is a disqualification**



SCHS Open Breed Western Weekend
April 26/27

Ranch Trail



1. Trot thru chute, and trot over poles
2. When in line with bridge, break down to a walk
2. Walk over pole and bridge as shown
3. Lope Rt Lead around cone and up to 2nd cone
4. When even with 2nd cone, Extended trot over 2 sets of poles, then break down to a walk
5. Walk over pole and into box , perform 360 turn to Rt inside box walk out of box and over pole
6. Walk to gate
7. Work gate, left hand, Walk to finish

Walk - - - - -

Trot - - - - -

Back ← ← ← ← ←

Marker ▲

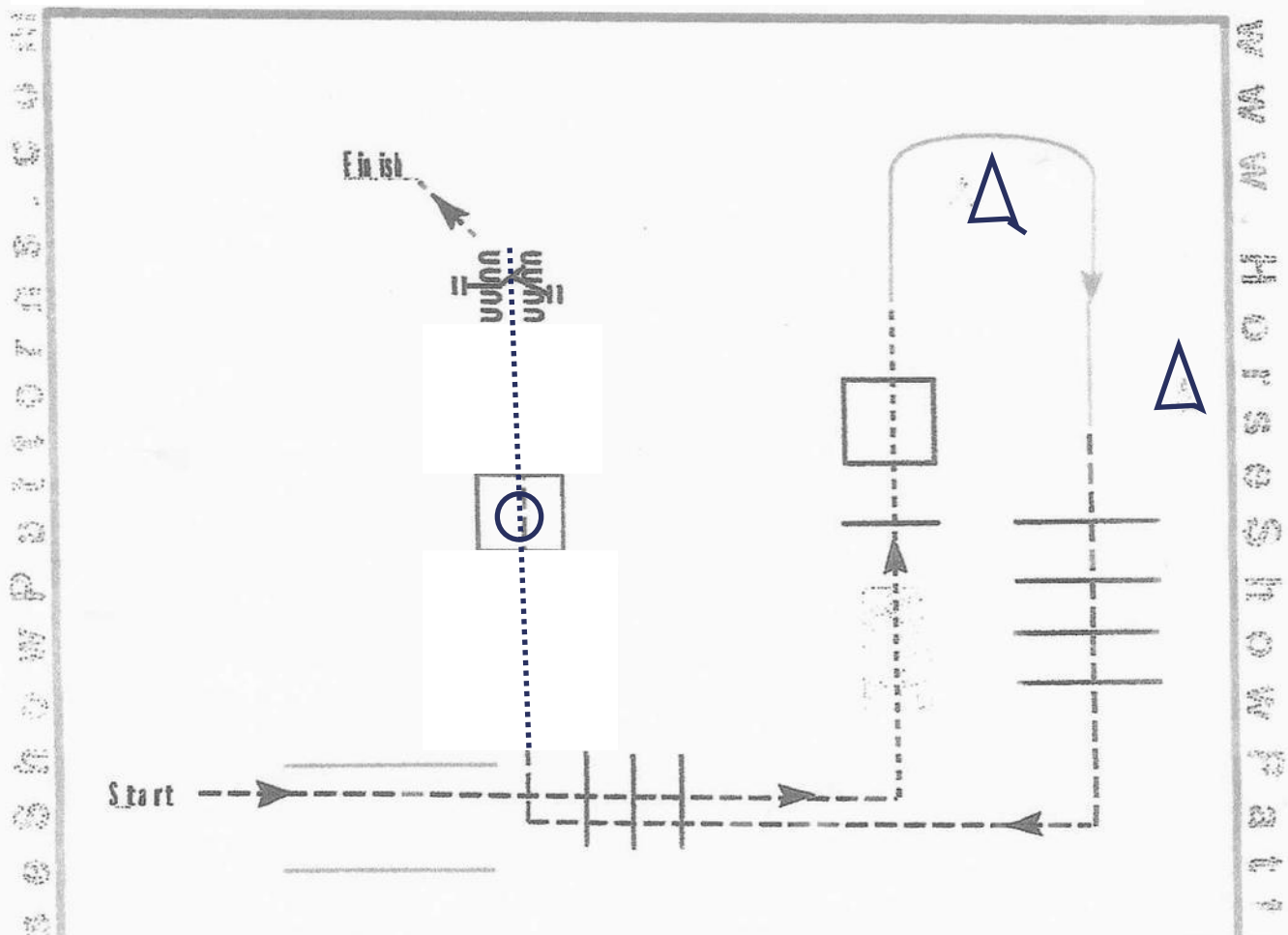
Sidepass ← ← ← ← ←

[T/1-40]

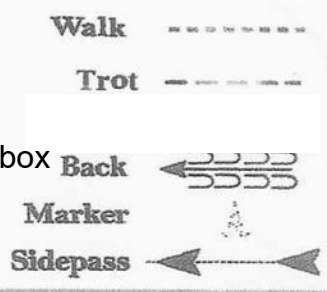
Walk / Trot / Lope Ranch Trail

SCHS Open Breed Western Weekend
April 26/27

Ranch Trail



1. Trot thru chute, and trot over poles
2. When in line with bridge, break down to a walk
2. Walk over pole and bridge as shown
3. Trot around cone and up to 2nd cone
4. When even with 2nd cone, Extended trot over 2 sets of poles, then break down to a walk
5. Walk over pole and into box , perform 360 turn to Rt inside box walk out of box and over pole
6. Walk to and thru the gate
- 7 Walk to finish



[T/1-40]

Walk / Trot Ranch Trail

Perform Elements as it is written, not as it is drawn. As this is a Walk/Trot class, there is no loping.