

**SCHS OPEN BREED  
PATTERN BOOK**

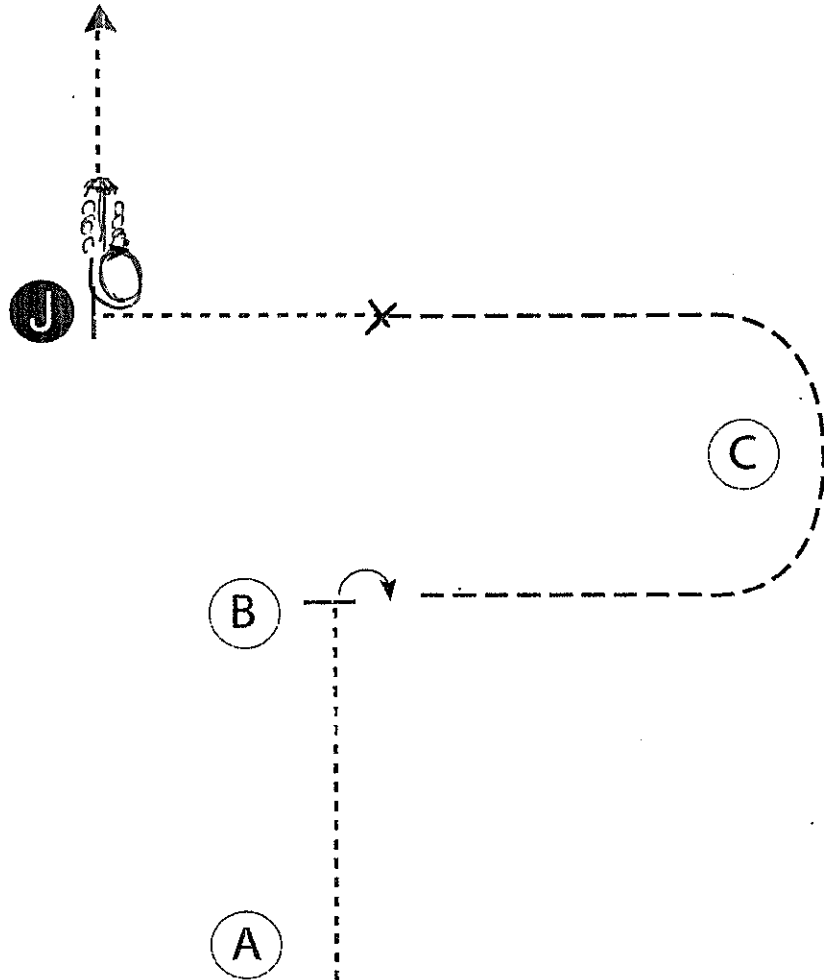
**SHOW #3**

**SEPTEMBER 13, 2020**

---

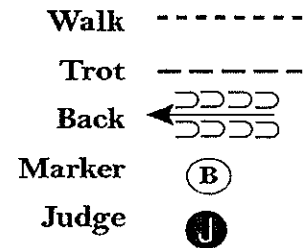
**SCHS OPEN BREED – SHOW #3**  
**SHOWMANSHIP - ENGLISH/WESTERN**  
**YOUTH 15-18/ADULT**  
**CLASSES 6, 7,13 AND 14**

SEPTMBER 13, 2020  
 SHOW #3



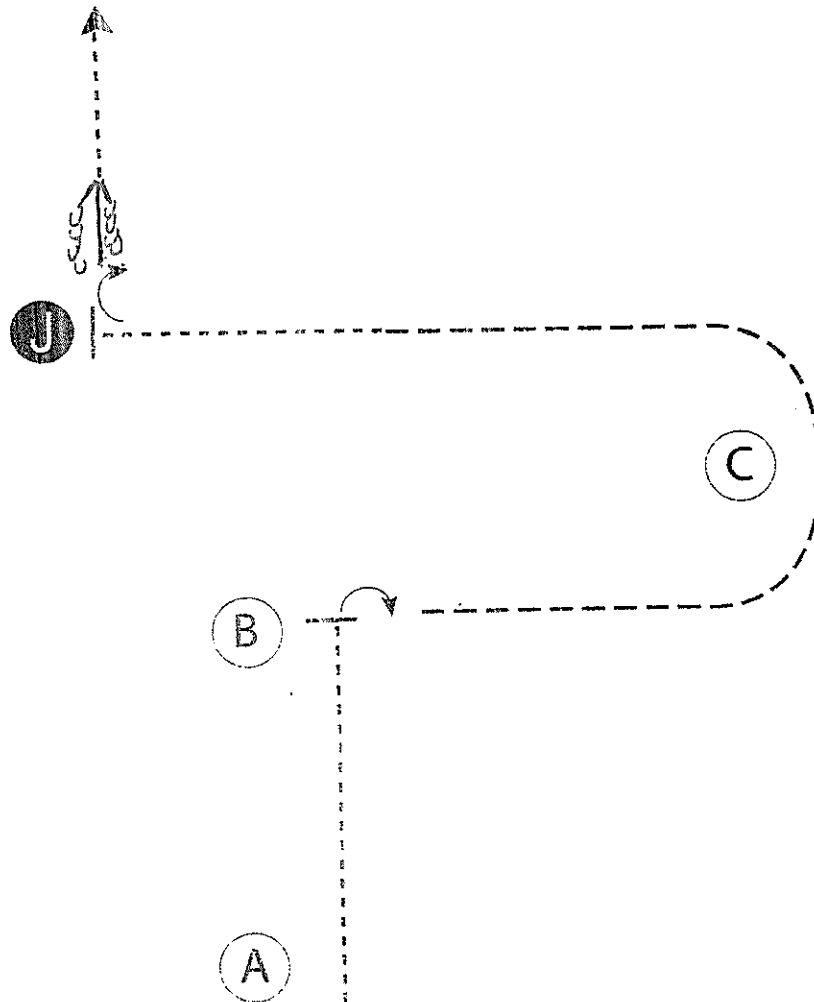
Be ready at A

1. Walk from cone A to B
2. Stop and perform a 90 degree turn
3. Trot to C and stop then trot again
4. When halfway to judge, break to walk
5. Walk to judge; stop and set up for inspection
6. When dismissed, perform a 450 degree turn
7. Then back up 4 steps
8. Trot straight away from judge



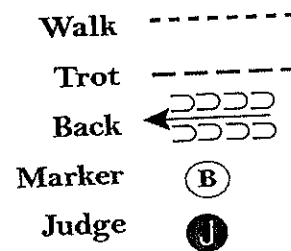
**SCHS OPEN BREED – SHOW #3**  
**SHOWMANSHIP - ENGLISH/WESTERN**  
**YOUTH 14&U; NOVICE**  
**CLASSES 8, 12, 15 AND 19**

SEPTEMBER 13, 2020  
 SHOW #3



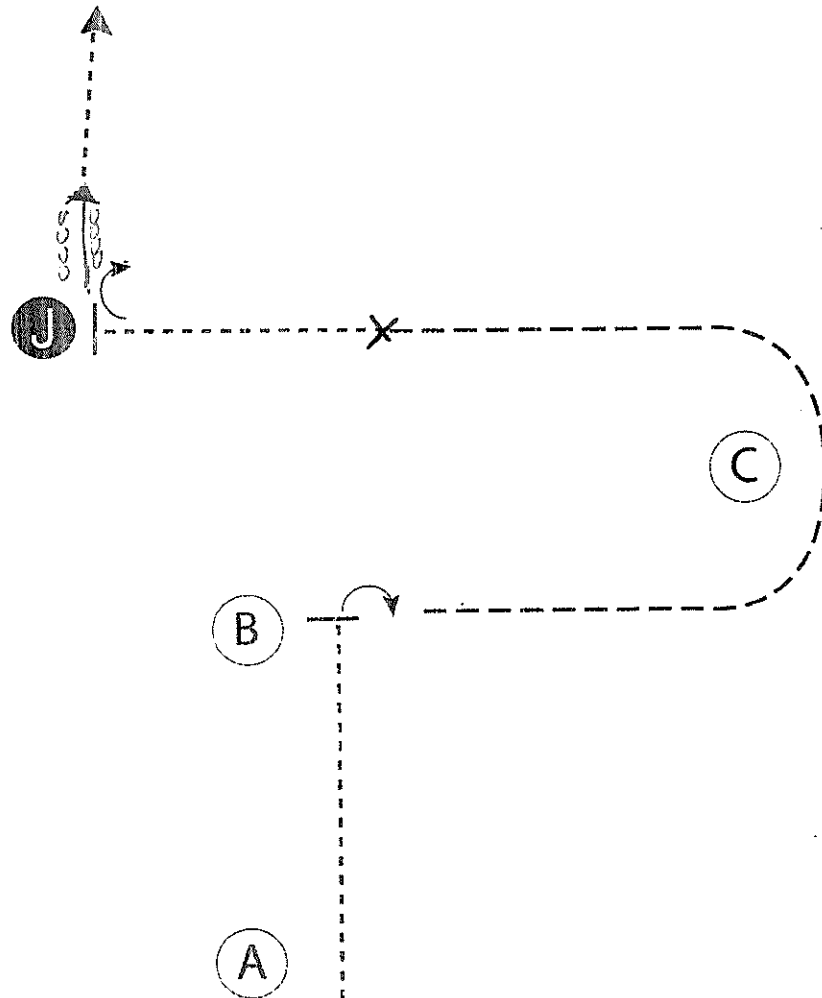
Be ready at A

1. Walk from cone A to B
2. Stop and perform a 90 degree turn
3. Trot around C toward the Judge
4. Trot to judge; stop and set up for inspection
5. When dismissed, perform a 90 degree turn
6. Then back up 4 steps
7. Trot straight away from judge



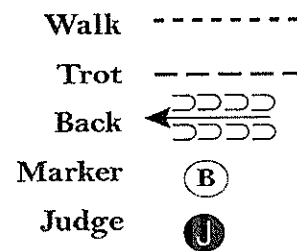
**SCHS OPEN BREED – SHOW #3**  
**SHOWMANSHIP - ENGLISH/WESTERN**  
**LEADLINE; YOUTH 11&U; LIMITED YOUTH/ADULT**  
**CLASSES 9, 10, 11, 16, 17, 18 AND 20**

SEPTEMBER 13, 2020  
 SHOW #3



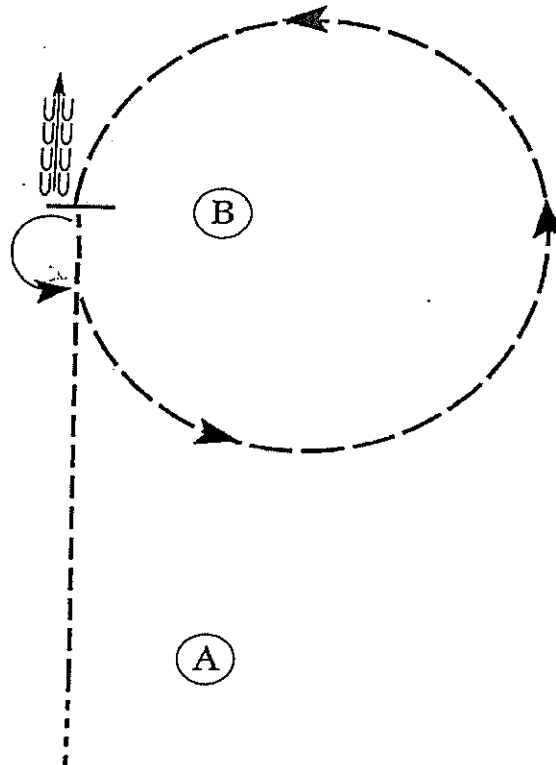
Be ready at A

1. Walk from cone A to B
2. Stop and perform a 90 degree turn
3. Trot around C toward the Judge
4. When halfway to judge, break to walk
5. Walk to judge; stop and set up for inspection
6. When dismissed, perform a 90 degree turn
7. Then back up 4 steps
8. Walk straight away from judge



**NOTE: LEADLINE WALKS ENTIRE PATTERN**

**SCHS OPEN BREED – SHOW #3**  
**HORSEMANSHIP/EQUITATION - ENGLISH/WESTERN**  
**YOUTH 11&U; LIMITED YOUTH/ADULT**  
**CLASSES 23, 25, 28, 40, 42 AND 45**



Be Ready before A.

**Western**

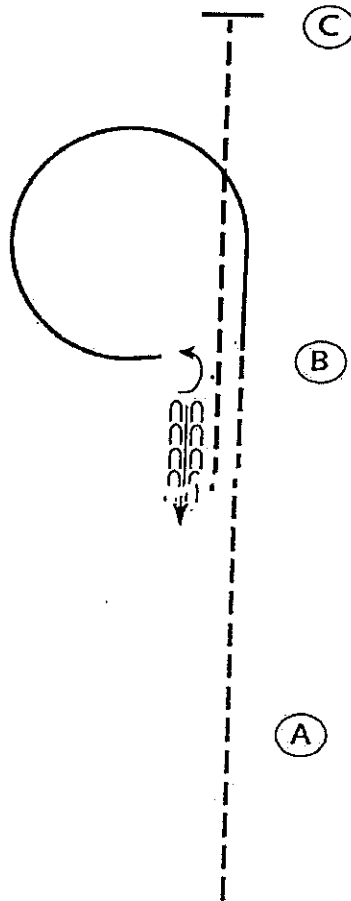
1. Walk to A
2. Jog to B. Stop and turn 180 degrees to left
3. Perform an extended jog circle to the left
4. Stop at B and back one horse length.

**English**

1. Walk to A
2. Sitting trot to B. Stop and turn 180 degrees to left
3. Post trotting circle on correct diagonal to the left
4. Stop at B and back one horse length

Walk	-----
Jog	-----
Extended Jog	-----
Lope	-----
Leg Yield	
Lead Change	—/—
Back	← 5555
Marker	⊙ B
Sidepass	←-----→

SCHS OPEN BREED – SHOW #3  
HORSEMANSHIP/EQUITATION - ENGLISH/WESTERN  
YOUTH 14&U; NOVICE  
CLASSES 26; 29; 43 AND 46



Be Ready before A

**Western**

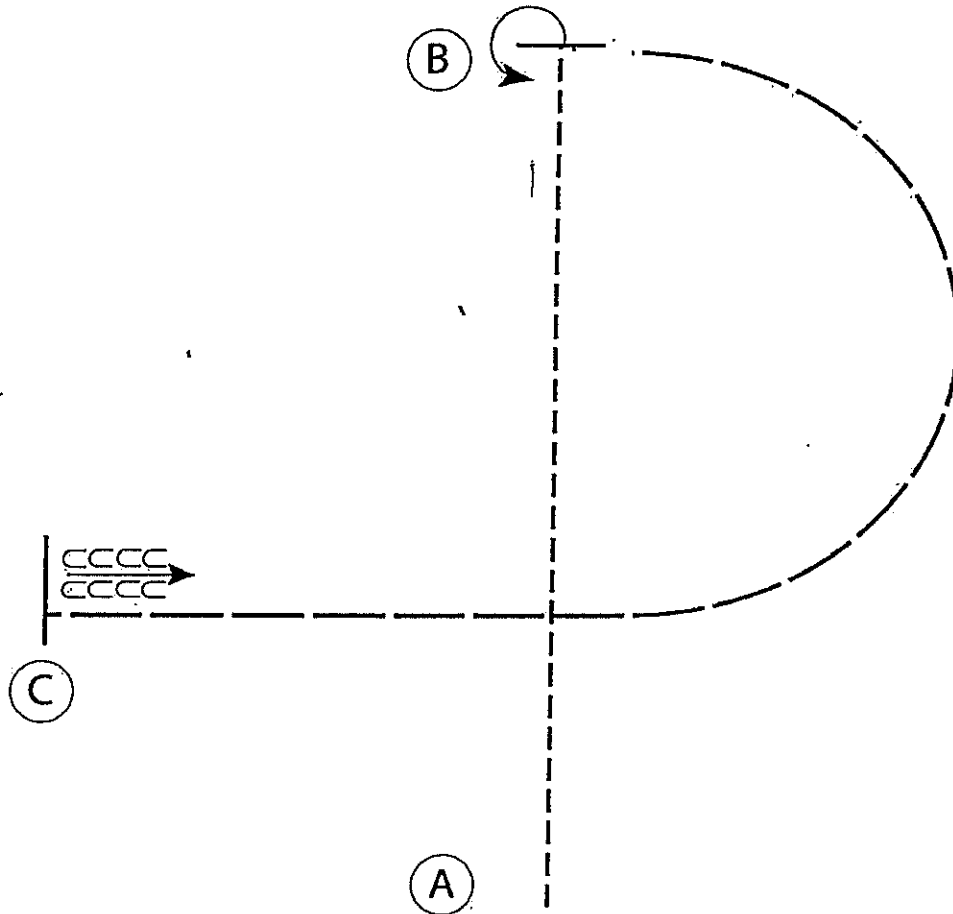
Jog A to B  
At B, lope left lead circle around to B as shown  
Stop facing cone B  
Make ¼ turn to left  
Back one horse length  
Jog to C; Stop at C

**English**

Posting trot on left diagonal A to B  
At B, Canter left lead circle around to B as shown  
Stop facing cone B  
Make ¼ turn to left  
Back one horse length  
Sitting Trot to C; Stop at C

Walk	-----
Jog	-----
Extended Jog	-----
Lope	-----
Leg Yield	
Lead Change	↘
Back	←←← →→→
Marker	(B)
Sidepass	←-----→

SCHS OPEN BREED – SHOW #3  
HORSEMANSHIP/EQUITATION - ENGLISH/WESTERN  
YOUTH 15-18/ADULT  
CLASSES 27, 30, 44 AND 47



Be Ready before A

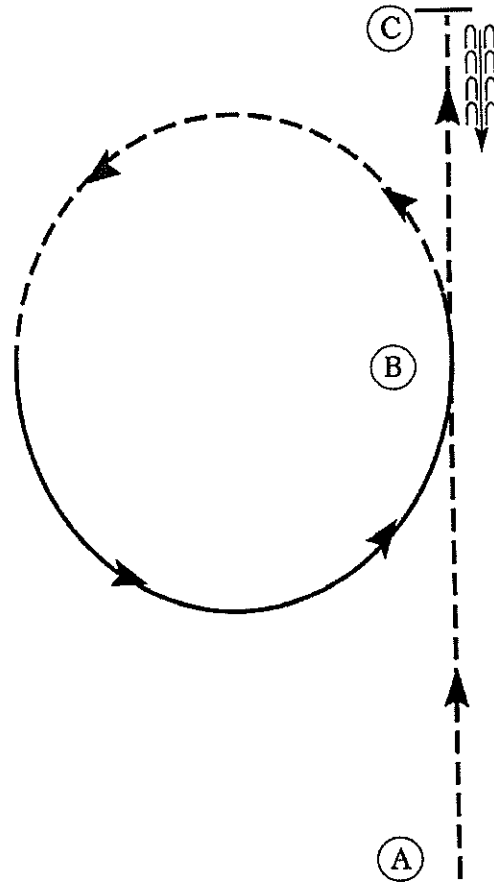
**Western**

1. Extended Jog from A to B
2. At B, stop perform a 270 degree turn to the left
3. Extended lope on right lead until equal to B; then
4. Continue at regular lope to C
5. Stop at C and back 4 steps

**English**

1. Posting trot on left diagonal from A to B
2. At B, stop perform a 270 degree turn to the left
3. Hand gallop on right lead until equal to B;
4. Then continuing Canter to C
5. Stop at C and back 4 steps

SCHS OPEN BREED – SHOW #3  
HORSEMANSHIP/EQUATITATION  
OPEN WALK/JOG; OPE N WALK TROT  
CLASSES 31 AND 48



**WESTERN**

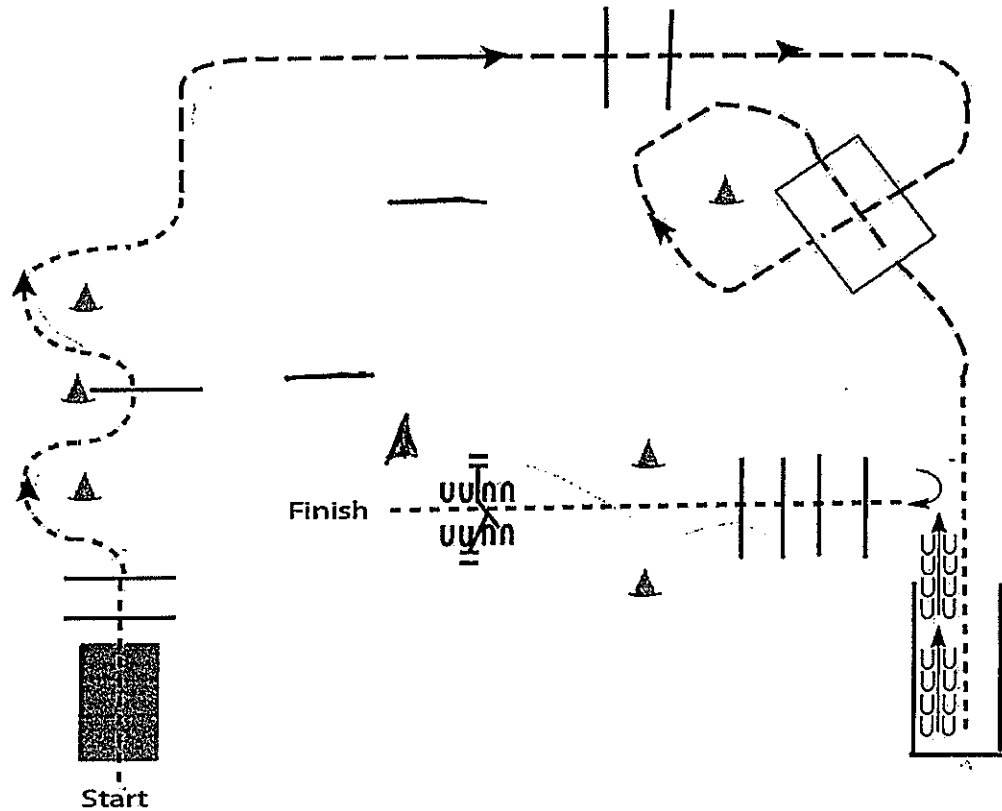
1. EXTENDED JOG A TO B
2. AT B RETURN TO REGULAR JOG A ½ CIRCLE TO THE LEFT
3. THEN CONTINUE JOG TO C
4. AT C STOP AND BACK 4
5. EXIT AT AN EXTENDED JOG

**ENGLISH**

1. SITTING TROT A TO B
2. AT B POSTING TROT A ½ CIRCLE TO THE LEFT  
ON THE RIGHT DIAGONAL
3. 2 POINT SEAT BACK TO B
4. SITTING TROT UP TO C
5. AT C STOP AND BACK 4
6. EXIT AT SITTING TROT



**SCHS OPEN BREED – SHOW #3**  
**TRAIL - ENGLISH/WESTERN**  
**LEADLINE; YOUTH 11&U; LIMITED YOUTH/ADULT**  
**CLASSES 57, 58, 59, 62, 65, 66 AND 69**



BE READY AT START

1. Walk over bridge and over poles
2. Walk thru serpentine and over poles
3. After serpentine, pick up a jog
4. Jog over poles and through box as shown
5. When out of box walk and walk into chute
6. Back out of chute and turn 90 dgress
7. Walk over poles and through gate.

Walk	-----
Jog	- - - - -
Extended Jog	— — — — —
Lope	—————
Leg Yield	
Lead Change	— / —
Back	← ← ← ← ←
Marker	(B)
Sidepass	← ← ← ← ←

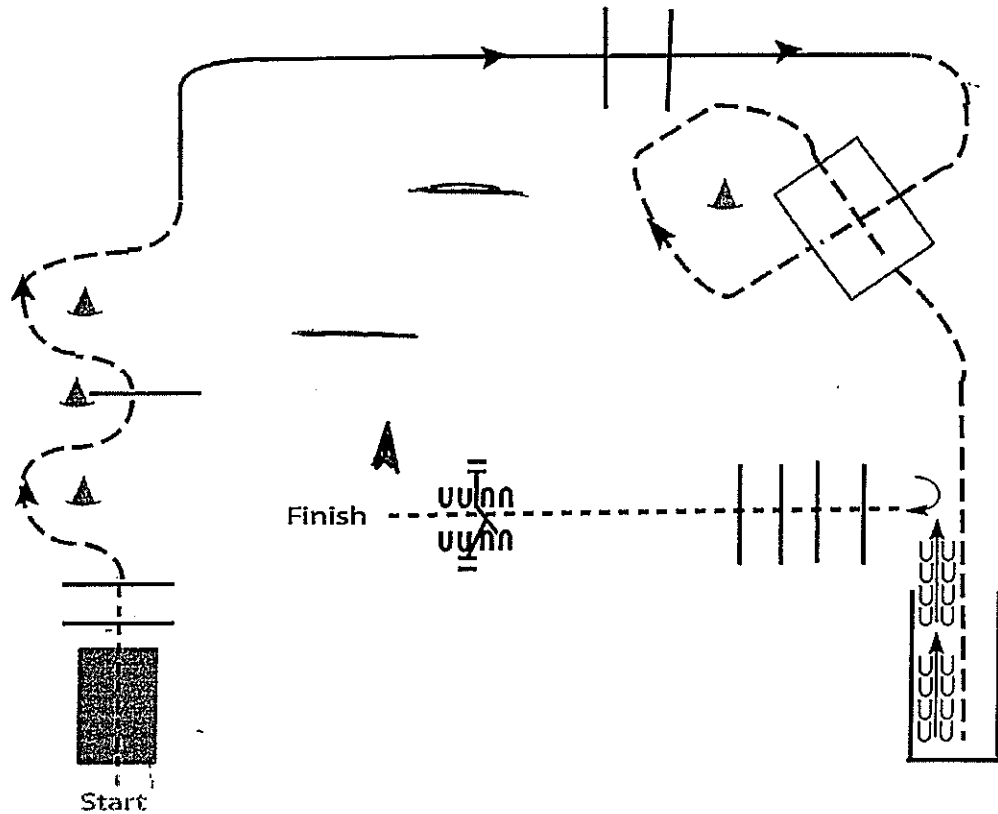
**NOTE:**

**LEADLINERS TO WALK ENTIRE PATTERN**

**ENGLISH RIDERS – REPLACE JOG WITH SITTING TROT**

**SCHS OPEN BREED – SHOW #3**  
**TRAIL - ENGLISH/WESTERN**  
**YOUTH 14&U; NOVICE**  
**CLASSES 60, 63, 67 and 70**

SEPTEMBER 13, 2020  
 SHOW #3



BE READY AT START

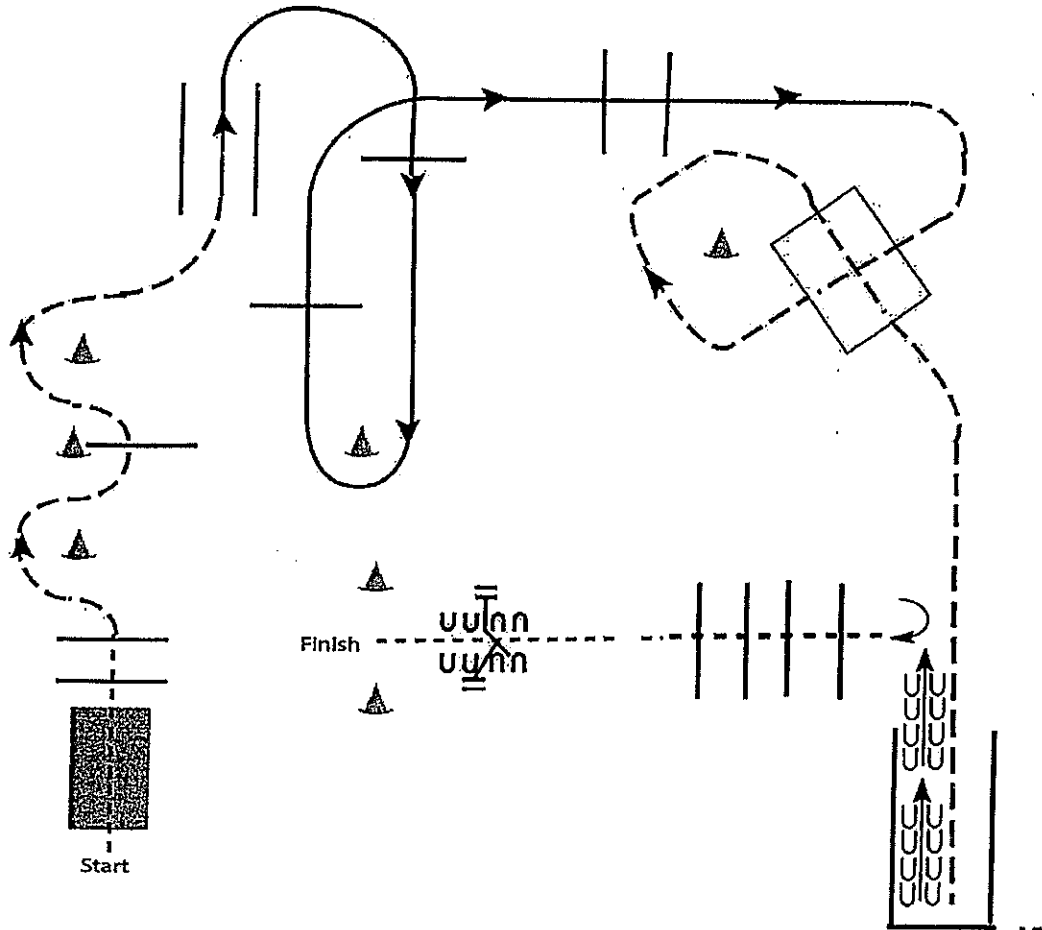
1. Walk over bridge and over poles
2. Jog serpentine and over poles
3. Lope right lead over poles the jog through box as shown and into chute
4. Back out of chute
5. Turn 90 degrees and walk over poles and through gate.

Walk	-----
Jog	-----
Extended Jog	-----
Lope	-----
Leg Yield	
Lead Change	---/---
Back	←---←
Marker	(B)
Sidepass	←-----←

**NOTE:**  
**ENGLISH RIDERS – REPLACE JOG WITH SITTING TROT**  
**REPLACE LOPE WITH CANTER**

**SCHS OPEN BREED – SHOW #3**  
**TRAIL - ENGLISH/WESTERN**  
**YOUTH 15-18; ADULT**  
**CLASSES 61, 64, 68 and 71**

SEPTEMBER 13, 2020  
 SHOW #3



BE READY AT START

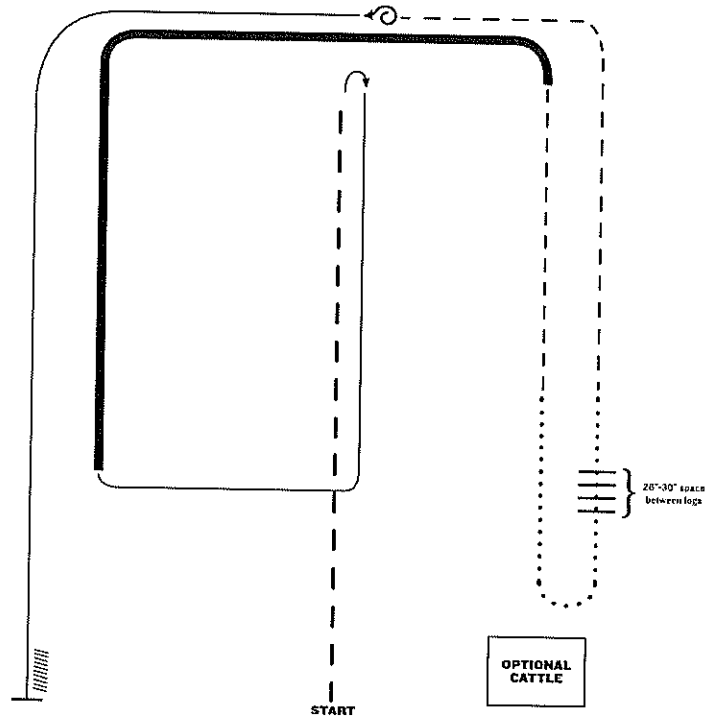
1. Walk over bridge and over poles
2. Jog serpentine and over poles
3. Lope right lead over poles then jog through box as shown and into chute
4. Back out of chute
5. Turn 90 degrees and walk over poles and through gate.

Jog	-----
Extended Jog	- - - - -
Lope	—————
Leg Yield	
Lead Change	— / —
Back	← ← ← ← ←
Marker	ⓑ
Sidepass	← — — — — →
Walk	.....

**NOTE:**  
**ENGLISH RIDERS – REPLACE JOG WITH SITTING TROT**  
**REPLACE LOPE WITH CANTER**

**SCHS OPEN BREED – SHOW #3**  
**RANCH HORSE PATTERN**  
**OPEN/NOVICE**  
**CLASSES 73, 74 AND 75**

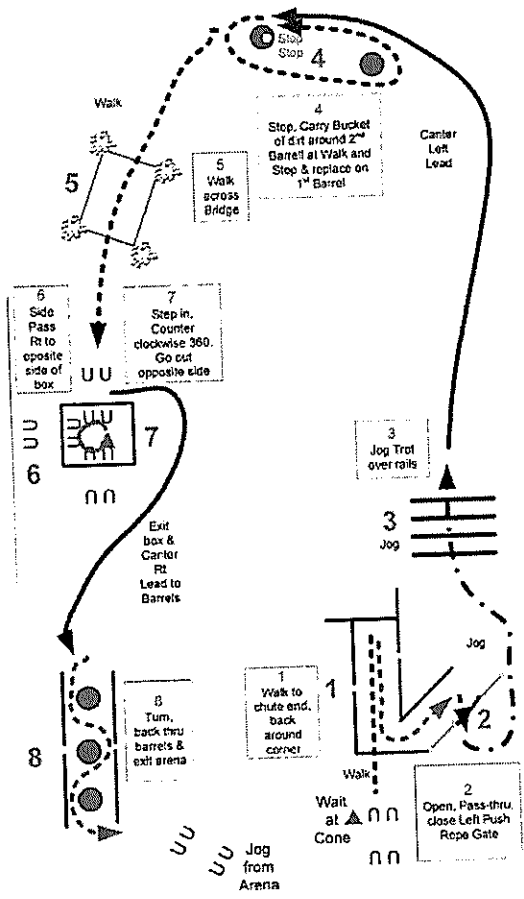
**SEPTEMBER 13, 2020**  
**SHOW #3**



1. Extended trot
2. Stop, rollback right
3. Lope right lead
4. Extended lope (right lead)
5. Trot
6. Walk
7. Walk over logs
8. Walk
9. Trot
10. Stop, 360 left
11. Lope left lead
12. Stop and back

**NOVICE/WALK-JOG RIDERS – REPLACE LOPE WITH EXTENDED JOG**

SCHS OPEN BREED – SHOW #3  
RANCH HORSE TRAIL  
OPEN/NOVICE  
CLASSES 78, 79 AND 80



NOVICE/WALK-JOG RIDERS – REPLACE LOPE WITH EXTENDED JOG