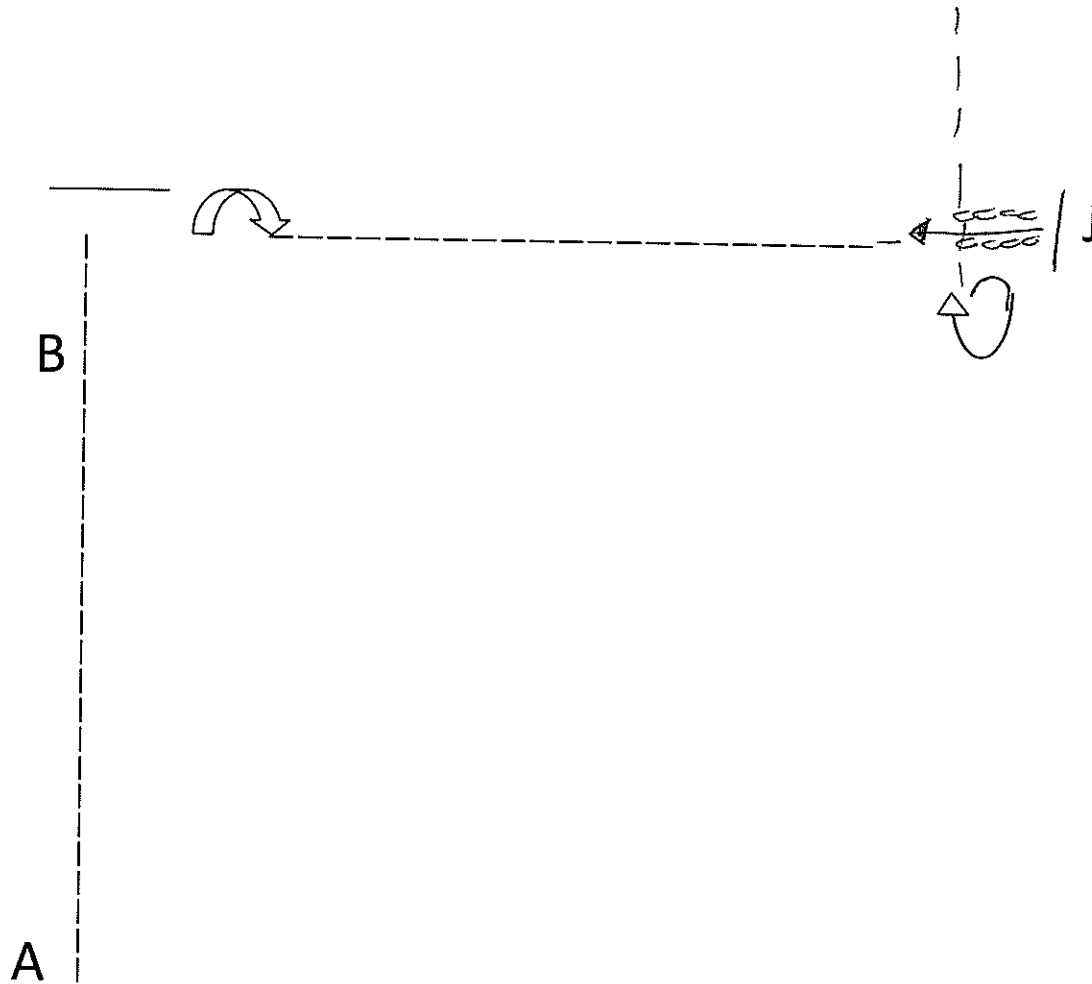


**SCHS OPEN BREED
PATTERN BOOK**

SHOW #2

SEPTEMBER 12, 2020

SCHS OPEN BREED – SHOW #2
SHOWMANSHIP – ENGLISH/WESTERN
YOUTH 14&U; NOVICE
CLASSES 8, 12, 15 AND 19



Begin At A

1. Trot from A to B
2. Stop and perform a 90 degree turn
3. Walk to Judge, stop and set up for inspection
4. When dismissed back one horse length and perform a 270 degree turn
5. Trot to exit the ring

WALK

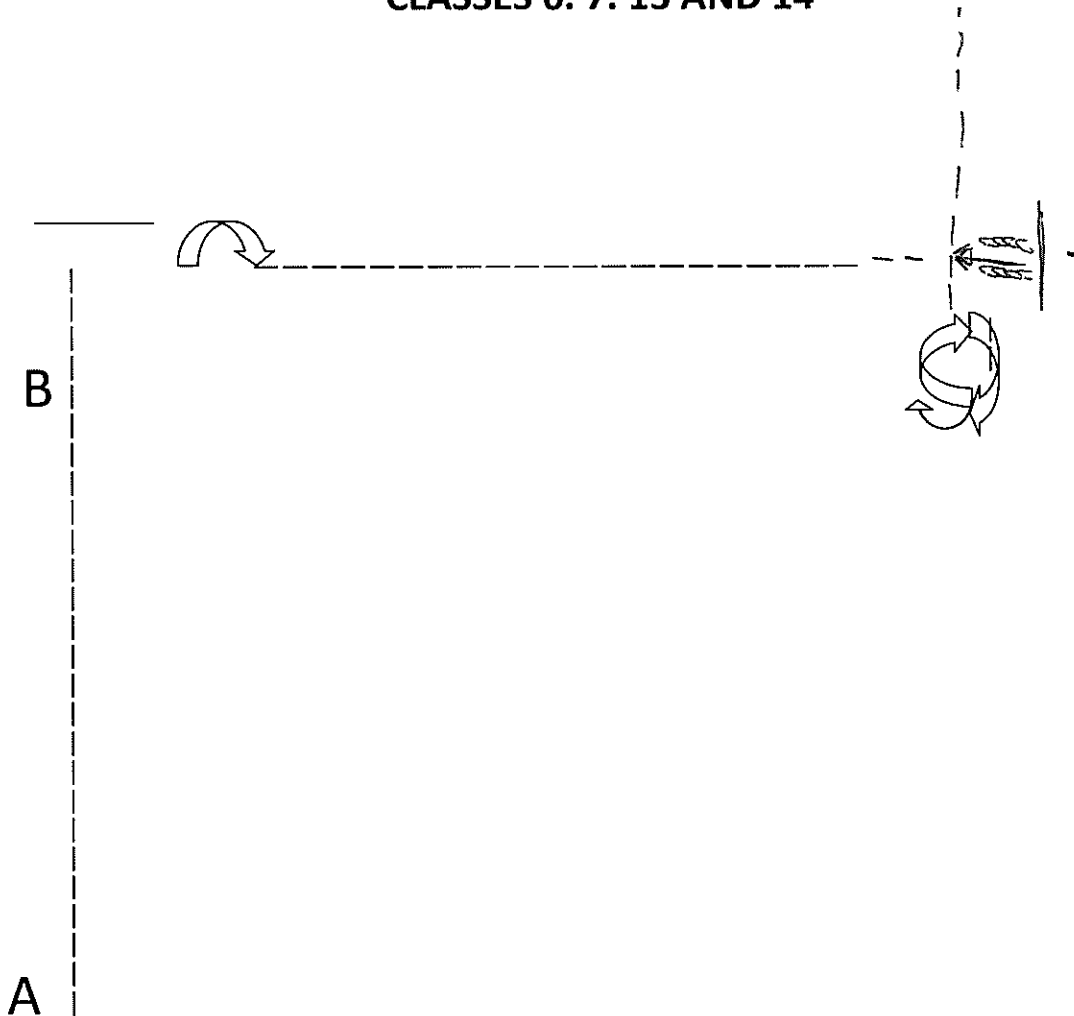
TROT ———

BACK

MARKER A

JUDGE J

SCHS OPEN BREED – SHOW #2
SHOWMANSHIP – ENGLISH/WESTERN
YOUTH 15-18/ADULT
CLASSES 6. 7. 13 AND 14



1. Begin at A. Trot from A past B
2. Stop and perform a 90 degree turn
3. Trot to the Judge, stop and set up for inspection
4. When dismissed back one horse length and perform a 450 degree turn
5. Trot to exit the ring

WALK


TROT ———

BACK ← cccc
cccc

MARKER A

JUDGE J

SCHS OPEN BREED – SHOW #2
SHOWMANSHIP – ENGLISH/WESTERN
YOUTH 11&U; LMTD YOUTH/ADULT AND LEADLINE
CLASSES 9, 10, 11, 16, 17, 18 AND 20



Begin At A

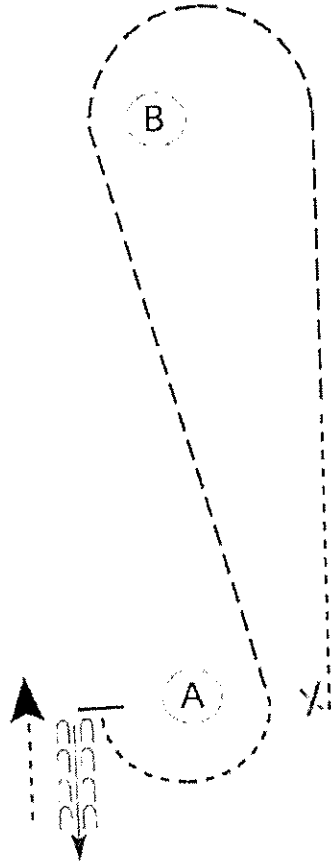
1. Trot to B
2. Stop at B and perform a 90 degree turn
3. Walk to Judge, stop and set up for inspection
4. When dismissed perform a 90 degee turn
5. Trot to exit the ring

WALK

TROT - - - -

NOTE: LEADLINE – WALKS THE ENTIRE PATTERN

SCHS OPEN BREED – SHOW #2
HORSEMANSHIP/EQUITATION -ENGLISH/WESTERN
YOUTH 11 & UNDER, LMTD YOUTH/ADULT
CLASSES 23, 25, 28, 40, 42 and 45




Be Ready At X

WESTERN

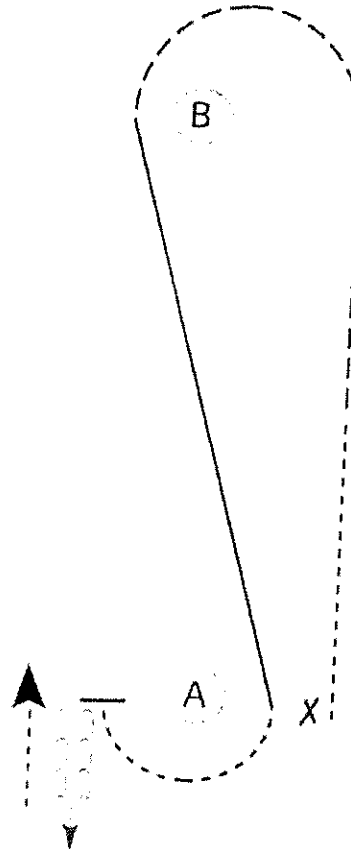
1. Walk halfway to B
2. Jog to and around B
3. Continue to jog diagonally back to A
4. Walk around A
5. Stop and back approximately two horse lengths
6. Walk straight away

ENGLISH

1. Walk halfway to B
2. Sitting trot to and around B
3. Change to posting on right diagonal and go diagonally back to A
4. Walk around A
5. Stop and back approximately two horse lengths
6. Walk straight away



SCHS OPEN BREED – SHOW #2
HORSEMANSHIP/EQUITATION – ENGLISH/WESTERN
YOUTH 14&U; NOVICE RIDER
CLASSES 26, 29, 43 AND 46



Be Ready at X

WESTERN

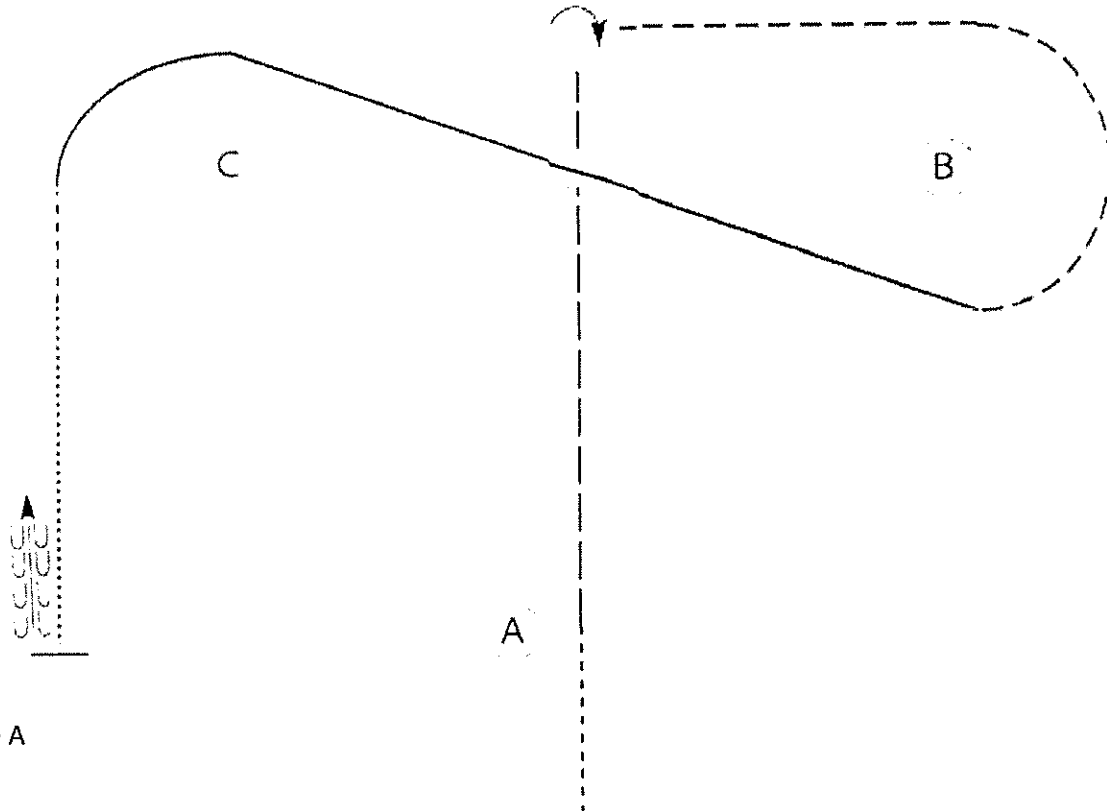
1. Walk halfway to B
2. Extended Jog until around B
3. Lope on the left lead diagonally back to A
4. Break to walk
5. Continue to Walk to even with A
6. Stop and back approximately one horse length and jog to exit

ENGLISH

1. Walk halfway to B
2. Sitting trot until around B
3. Canter on the left lead diagonally back to A
4. Break to walk
5. Continue to Walk to even with A
6. Stop and back approximately one horse length and Trot to exit

Walk	-----
Jog	-----
Extended Jog	-----
Lope	-----
Lead Change	-----
Back	←←←←←
Marker	B

SCHS OPEN BREED – SHOW #2
HORSEMANSHIP/EQUITATION
ENGLISH/WESYERN
YOUTH 15-18/ADULT
CLASSES 27, 30,44 and 47



Be Ready Before A

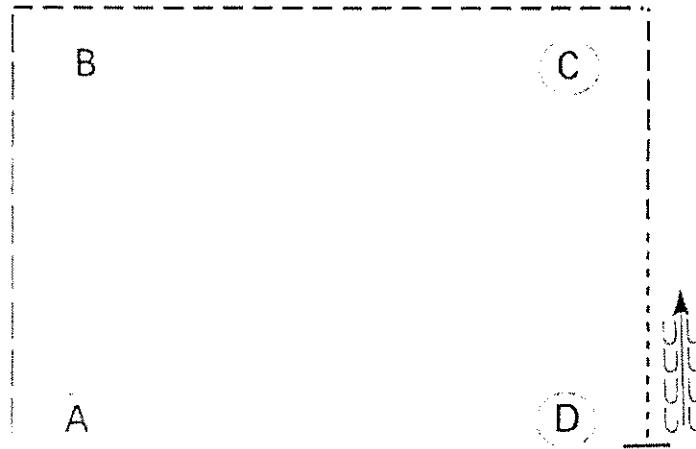
Western

1. Walk to A
2. Extended Jog until just past B & C
3. Stop and perform a 90 degree turn to right
4. Jog to and around B
5. Lope on left lead at B to and around C
6. Break to a Walk
7. Continue to Walk to until even with A
8. Stop and back approx.. one horse length and jog to exit

English

1. Walk to A
2. Sitting trot until just past B & C
3. Stop and perform a 90 degree turn to right
4. Posting trot left diagonal to and around B
5. Canter on left lead at B to and around C
6. Break to a Walk
7. Continue to Walk to until even with A
8. Stop and back approx.. one horse length and sitting jog to exit

SCHS OPEN BREED – SHOW #2
HORSEMANSHIP/EQUITATION -ENGLISH/WESTERN
OPEN W/T and W/J
CLASSES 31 and 48



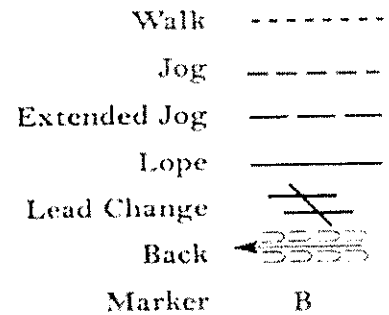
Be Ready At A

WESTERN

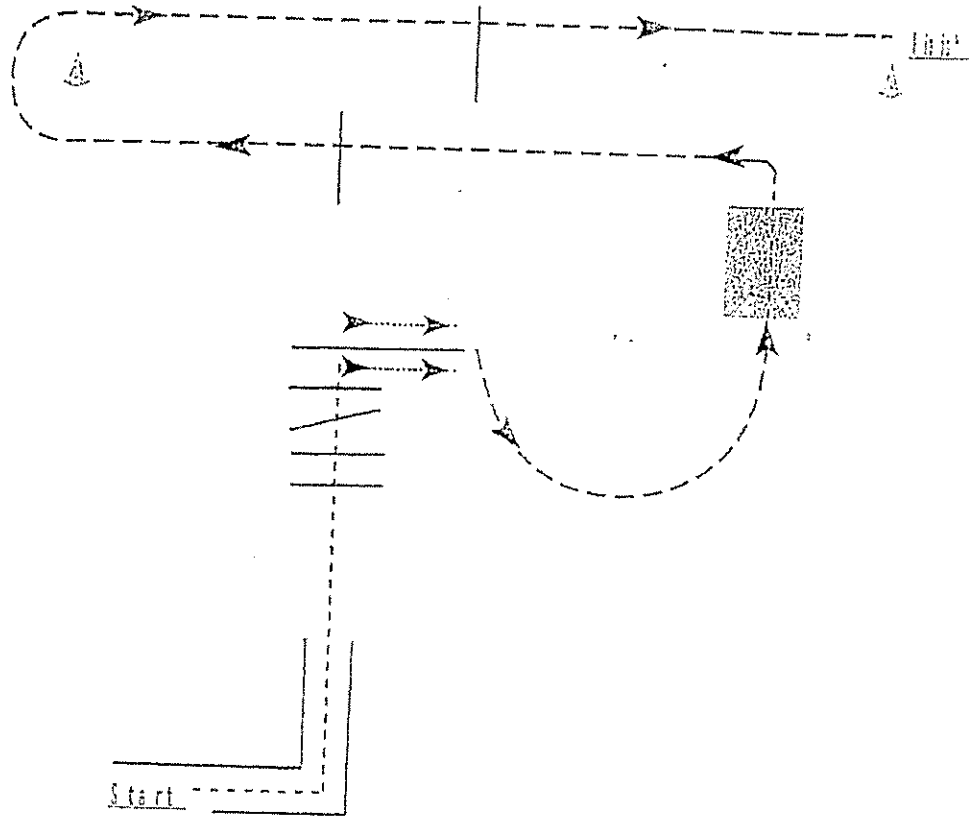
1. Extended Jog until just past A to B
2. Slow to a jog and jog to and around C
3. Jog halfway to D
4. Walk to D
5. Stop and back approximately one horse length

ENGLISH

1. 2 point seat just past A to B
2. Posting Trot on left diagonal to and around C
3. Sitting Trot halfway to D
4. Walk to D
5. Stop and back approximately one horse length



SCHS OPEN BREED – SHOW #2
TRAIL -ENGLISH/WESTERN
LMTD YOUTH/ADULT; 11 & UNDER; LEADLINE
CLASSES 57, 58, 59, 62, 65, 66 and 69

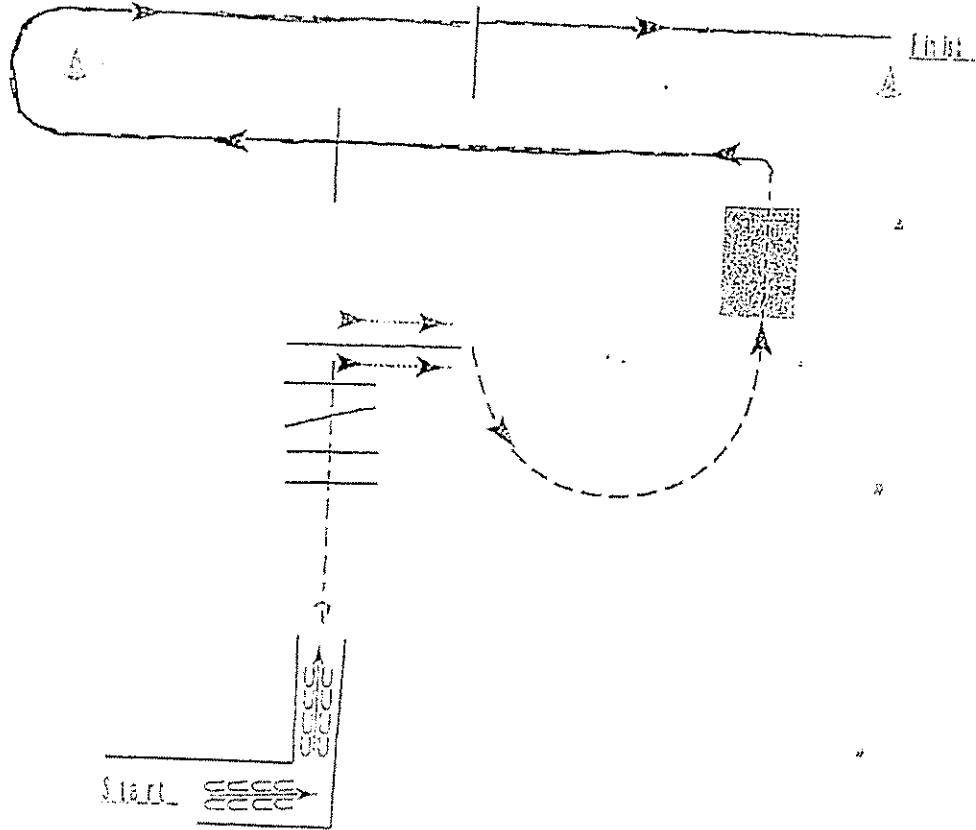


1. Walk thru L
2. Walk of logs
3. Sidepass final log to the right
4. Jog to bridge
5. Walk over bridge
6. Jog over poles around cone, and over pole to finish

LEADLINE – WALK THE ENTIRE PATTERN
ENGLISH – CHANGE JOG TO SITTING TROT

Walk	-----
Jog	- - - - -
Extended Jog	- - - - -
Lope	_____s
Leg Yield	
Lead Change	↘
Back	←←←←← 55555
Marker	Ⓚ
Sidepass	←-----

SCHS OPEN BREED – SHOW #2
TRAIL -ENGLISH/WESTERN
14 & UNDER; NOVICE RIDER
CLASSES 60, 63, 67 and 70

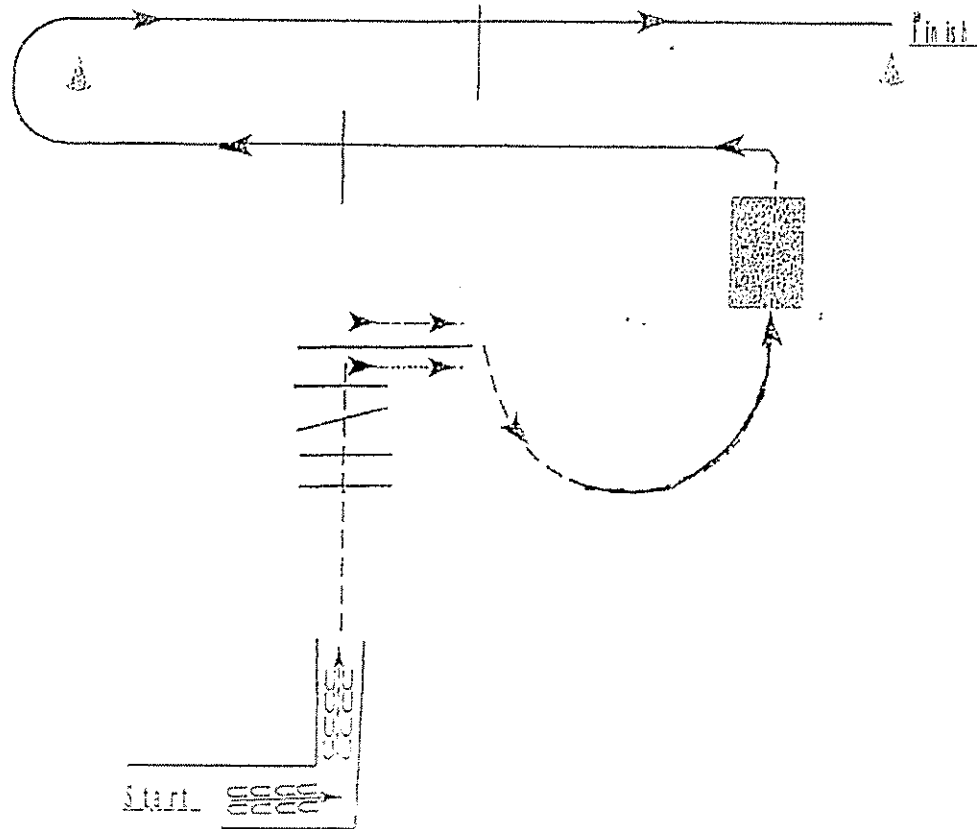


1. Back thru L
2. Turn 180 degrees (either direction)
3. Jog over poles
4. Sidepass final log to the right
5. Jog to bridge
6. Walk over bridge
7. Lope over poles around cone, and over pole to finish

Walk
Jog	-----
Extended Jog	-----
Lope	————
Leg Yield	
Lead Change	———
Back	←←←←
Marker	(E)
Sidepass	△-----

ENGLISH – CHANGE JOG TO SITTING TROT AND LOPE TO BE CANTER

SCHS OJPEN BREED – SHOW #2
TRAIL -ENGLISH/WESTERN
15-18; ADULT
CLASSES 61, 64, 68 and 71

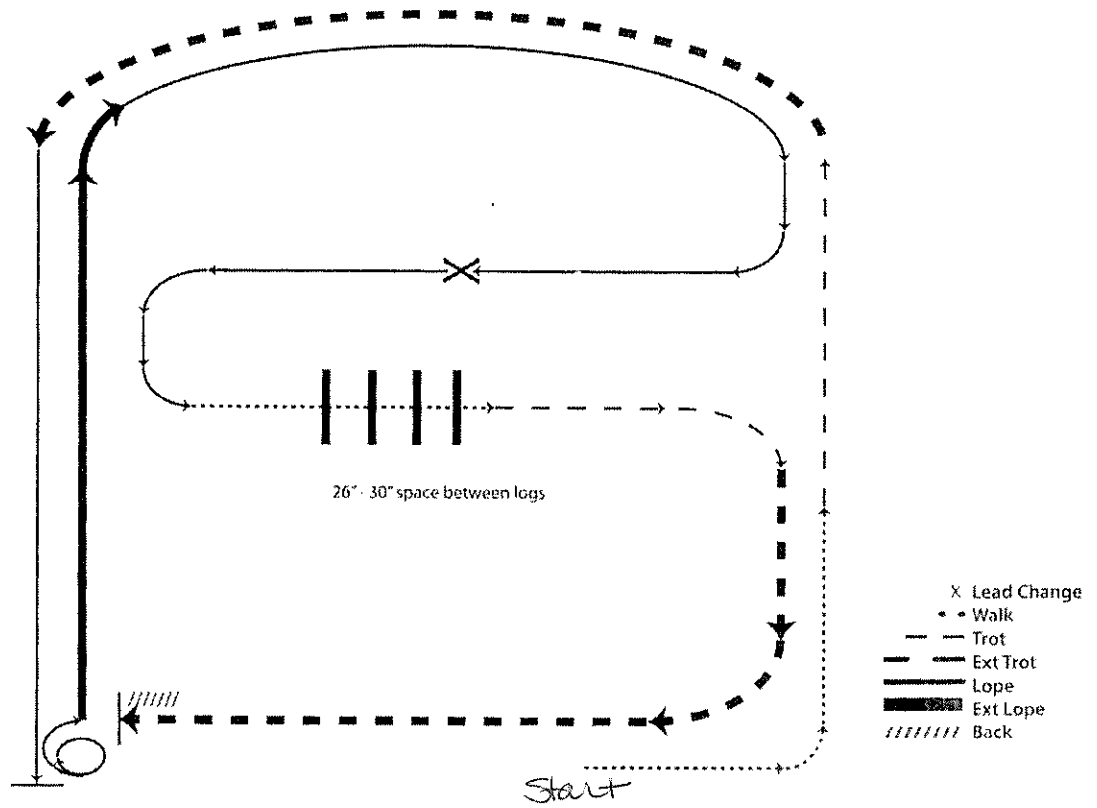


1. Back thru L
2. Turn 180 degrees (either direction)
3. Jog over poles
4. Sidepass final log to the right
5. Jog halfway to bridge then lope to bridge
6. Walk over bridge
7. Lope over poles around cone, and over pole to finish

ENGLISH – CHANGE JOG TO SITTING TROT AND LOPE TO BE CANTER

Walk	-----
Jog	- - - - -
Extended Jog	- - - - -
Lope	=====
Leg Yield	
Lead Change	↗ ↘
Back	← ← ← ← ←
Marker	(B)
Sidepass	↔

SCHS OPEN BREED – SHOW #2
RANCH HORSE PATTERN
NOVICE/OPEN
CLASSES 73, 76 AND 77



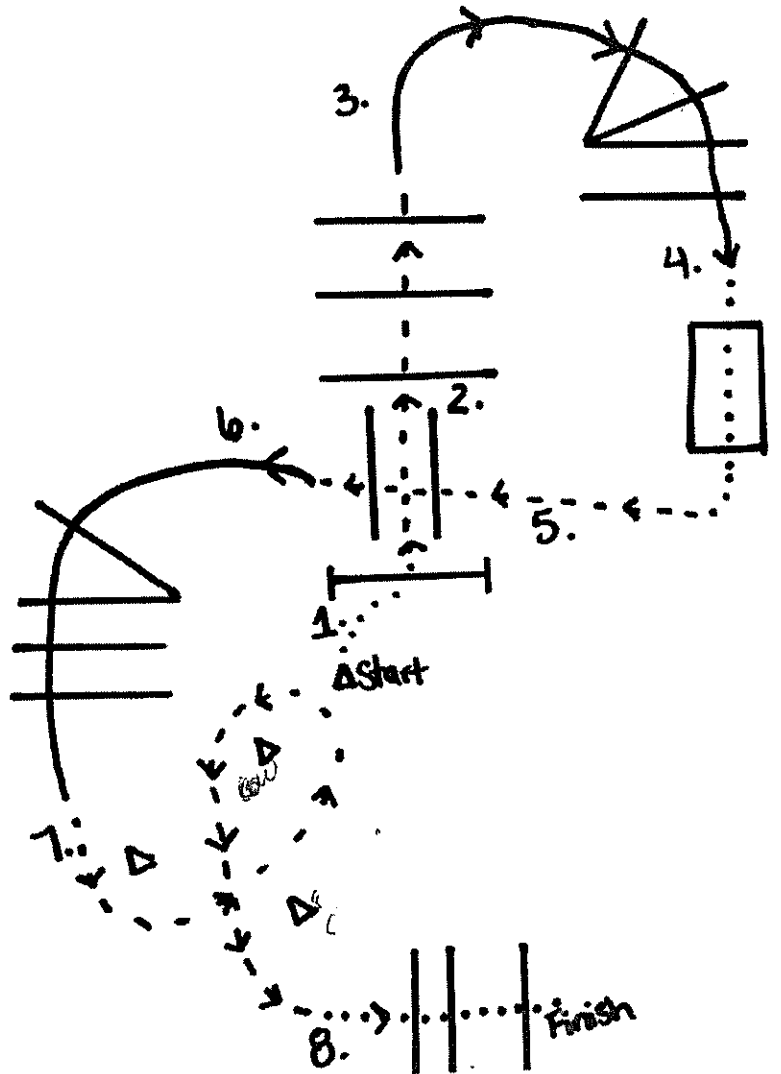
Walk/Jog Only

1. Walk
2. Trot
3. Extended Trot
4. Stop, 1 1/2 turn to right
5. Extended Trot
6. Change to regular Trot
7. Walk
8. Walk over logs
9. Trot
10. Extended Trot
11. Stop and back

Walk/Jog/Lope

1. Walk
2. Trot
3. Extended trot
4. Left lead lope
5. Stop, 1 1/2 turn right
6. Extended lope
7. Collect to working lope-right lead
8. Change leads (simple or flying)
9. Walk
10. Walk over logs
11. Trot
12. Extended trot
13. Stop and back

SCHS OPEN BREED – SHOW 2
RANCH HORSE TRAIL
NOVICE/OPEN
CLASSES 78, 79 AND 80



W/J/L

1. Walk up to gate and work a left handed gate
2. Jog over poles
3. Lope Right lead over poles
4. Halt and walk over bridge
5. Trot over poles
6. Lope Left lead over poles
7. Jog to and around cones up to and around Cow; jog past last one and walk over poles to finish

W/J

1. Walk up to gate and work a left handed gate
2. Jog over poles
3. Extended Jog over poles
4. Halt and walk over bridge
5. Trot over poles
6. Extended Jog over poles
7. Trot to and around cones up to and around Cow; jog past last one and walk over poles to finish