



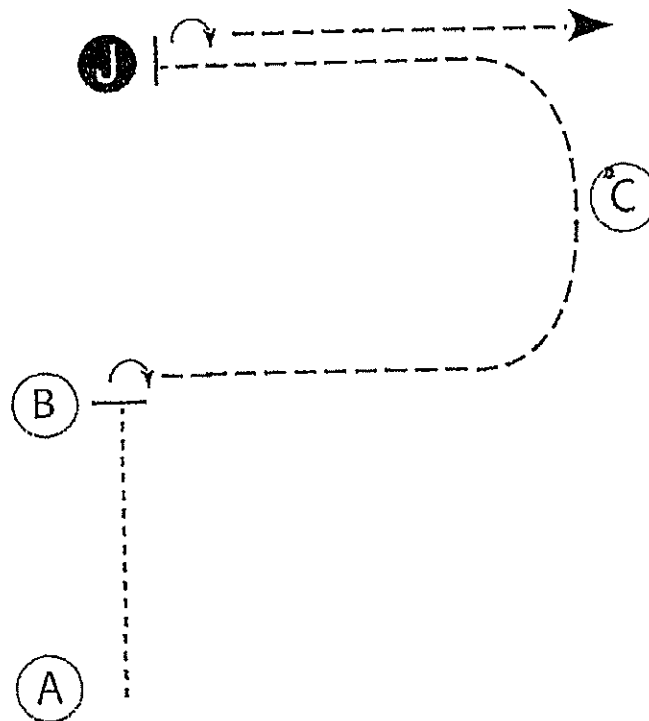
SCHS OPEN BREED

SHOW 3

JULY 10, 2022




SCHS OPEN BREED SHOW – July 10, 2022 (Show 3)
 Showmanship – Yth 11 & Under; Limited Youth/Adult; Leadline (Eng/West)
 Classes 8, 9, 14, 15 and 17



Be ready at A.

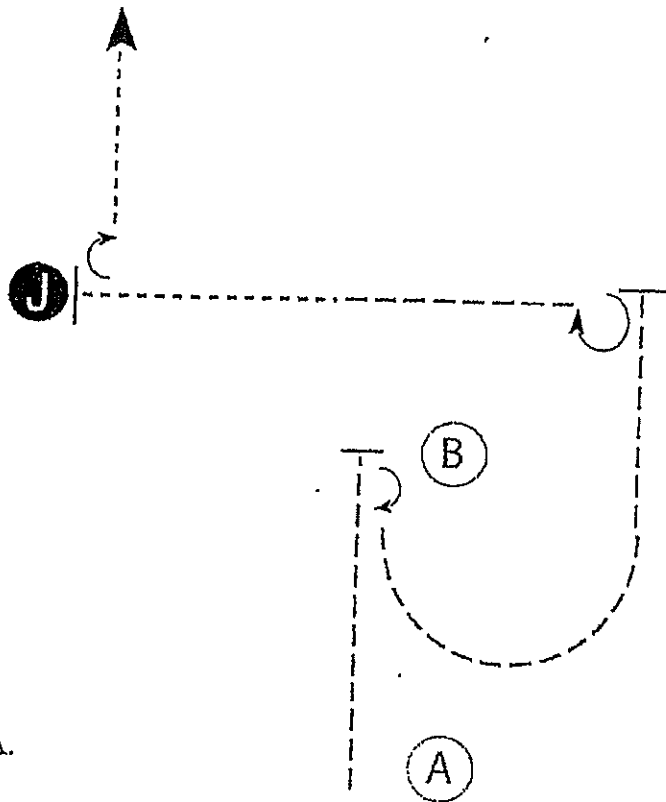
1. When acknowledged, walk from A to B.
2. Stop at cone B and perform a 90 degree turn.
3. Trot around to judge as shown.
4. Stop and set up for inspection.
5. When dismissed, perform a 180 degree turn.
6. Trot straight away to exit.

Follow the instructions of your ring steward.






SCHS OPEN BREED SHOW – July 10, 2022 (Show 3)
Showmanship – Open W/J; Open W/T; Novice Adult/Youth (Eng/West)
Classes 6, 10, 12 and 16



Be ready at A.

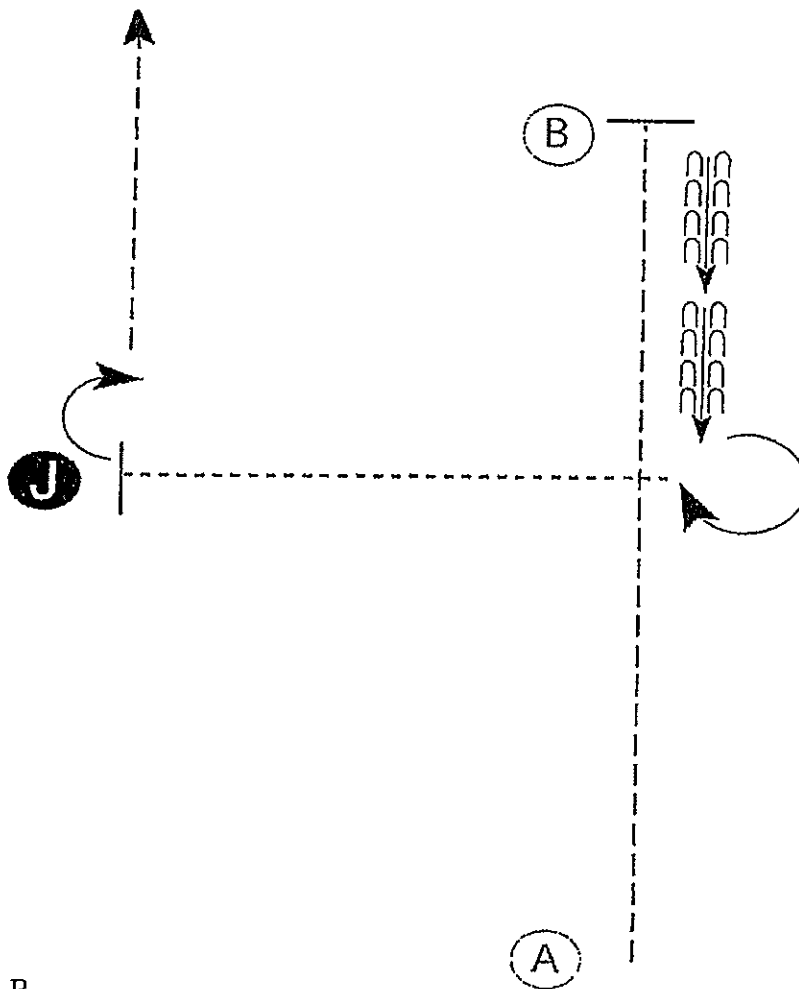
1. Trot to B.
2. Stop and perform a 180 degree turn.
3. Trot a half circle, then trot straight until even Judge.
4. Perform a 270 degree turn.
5. Trot halfway to Judge then walk to Judge. Stop and set up for inspection.
6. When dismissed, turn 90 degrees and walk straight away.

Follow the instructions of your ring steward.

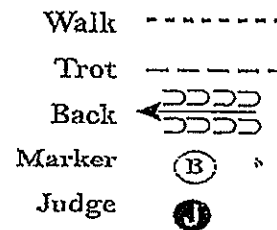




SCCHS OPEN BREED SHOW – July 10, 2022 (Show 3)
 Showmanship – Yth 18 &U; Adult (Eng/West)
 Classes 5, 7, 11 and 13



1. Trot A to B.
2. Stop at B.
3. Back halfway to A.
4. Perform a 270 degree turn .
5. Walk to the judge, stop and set up for inspection.
6. When dismissed, perform a 90 degree turn and trot away from judge.



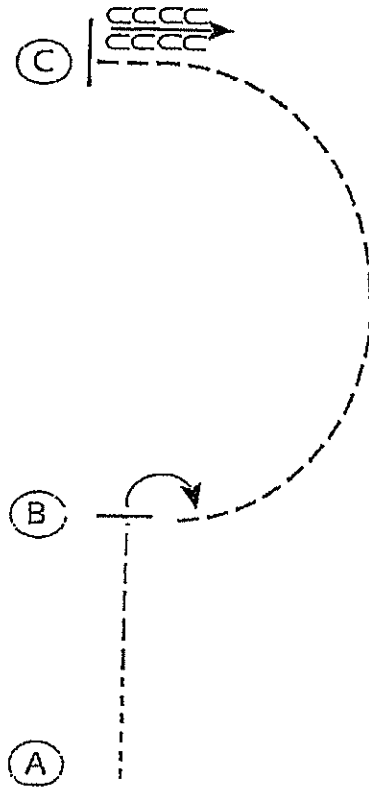
Follow the instructions of your ring steward.



SCHS OPEN BREED SHOW – July 10, 2022 (Show 3)

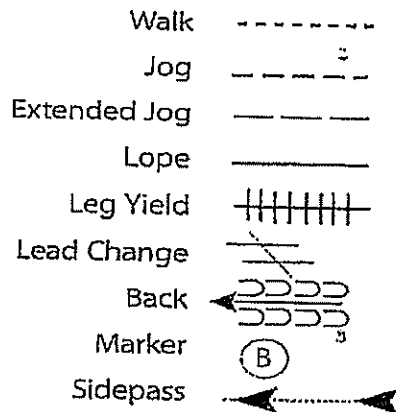
Horsemanship/Equitation – Yth 11 & U; Limited Youth/Adult (Eng/West)

Classes 21, 23, 39 and 41



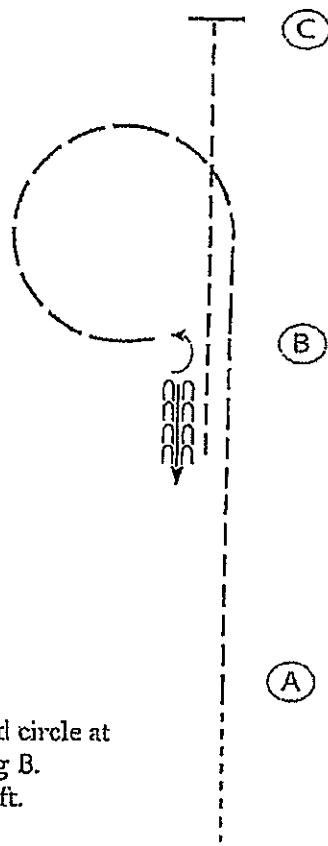
For English Riders
 1. Be Ready at A
 2. Walk four steps from A
 3. Seated Trot to B and stop
 4. Perform a 90 degree turn to the right
 5. Posting Trot a half circle to C
 6. At C Stop and Back four steps

1. Be ready at A
2. Walk four steps from A.
3. Jog to B and stop.
4. Perform a 90 degree turn to the right on the hindquarters.
5. Jog a half circle to C.
6. At C stop and back four steps.





SCS OPEN BREED SHOW – July 10, 2022 (Show 3)
 Horsemanship/Equitation – Open W/J and Open W/T (Eng/West)
 Classes 30 and 48



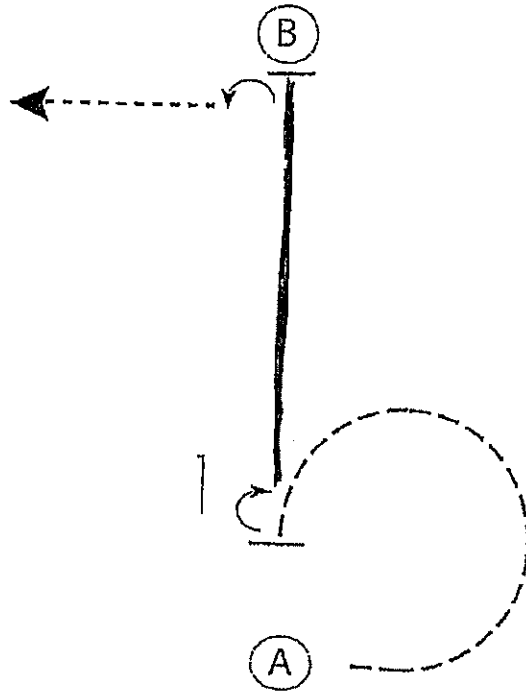
- Begin before A at a walk.
1. Jog from A to B.
 2. At B, extend the jog and circle at B as shown. Stop facing B.
 3. Turn 1/4 turn to the left.
 4. Back one horse length.
 5. Jog to C. Stop at C.

For English Riders
 Begin before A at a walk
 1. Seated Trot from A to B
 At B, posting trot and circle at B as shown. Stop facing B
 3. Turn 1/4 turn to the left.
 4. Back one horse length
 5. Seated Trot to C. Stop at C.

- Walk -----
- Jog -----²
- Extended Jog -----
- Lope _____
- Leg Yield |||||||
- Lead Change
- Back
- Marker (B)
- Sidepass



SCHS OPEN BREED SHOW – July 10, 2022 (Show 3)
 Horsemanship/Equitation – Novice Youth/Adult (Eng/West)
 Classes 25 and 43



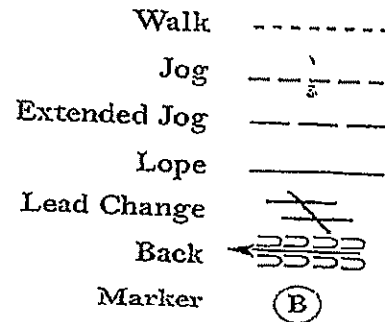
Be Ready with Horse's tail to A

Western –

1. Jog 3/4 circle back toward A.
2. Stop and perform 180 degree turn to right
3. Lope right lead to B
4. Stop and perform 90 degree turn to left and walk off

English –

5. Sitting trot 3/4 circle back toward A.
6. Stop and perform 180 degree turn to right
7. Canter right lead to B
8. Stop and perform 90 degree turn to left and walk off

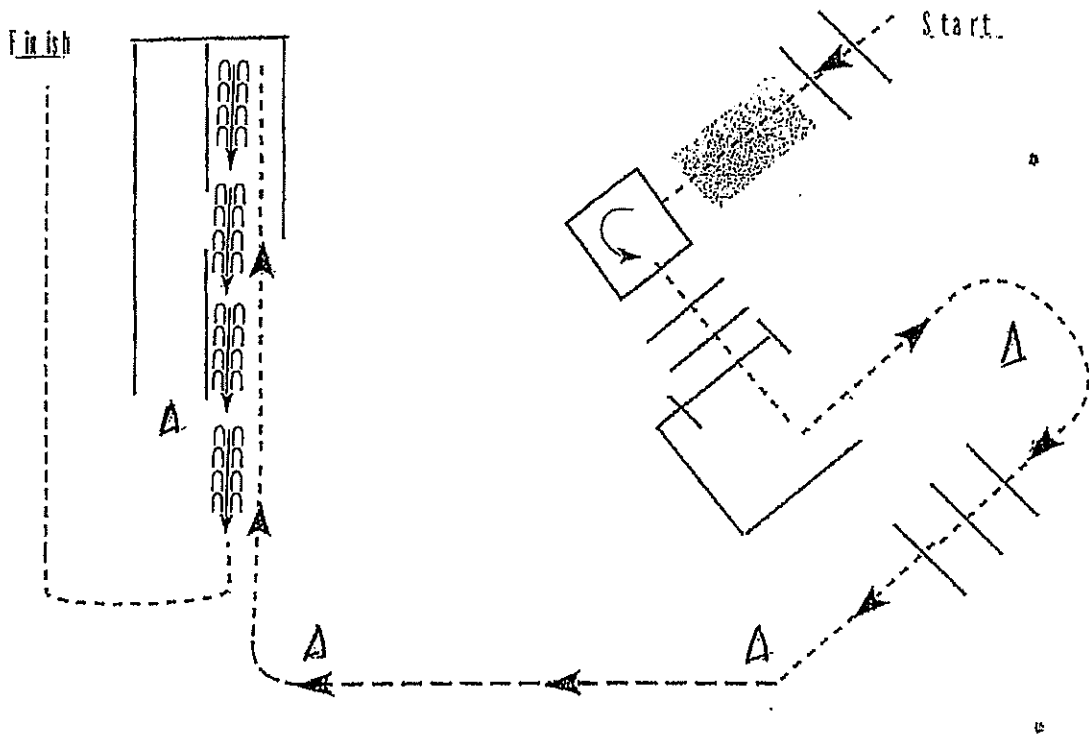




SCCHS OPEN BREED SHOW – July 10, 2022 (Show 3)

Trail – Yth 11&U; Lmtd Yth/Adult; Leadline and In- Hand (Eng/West)

Classes 20, 27, 28, 45, 46 and 57



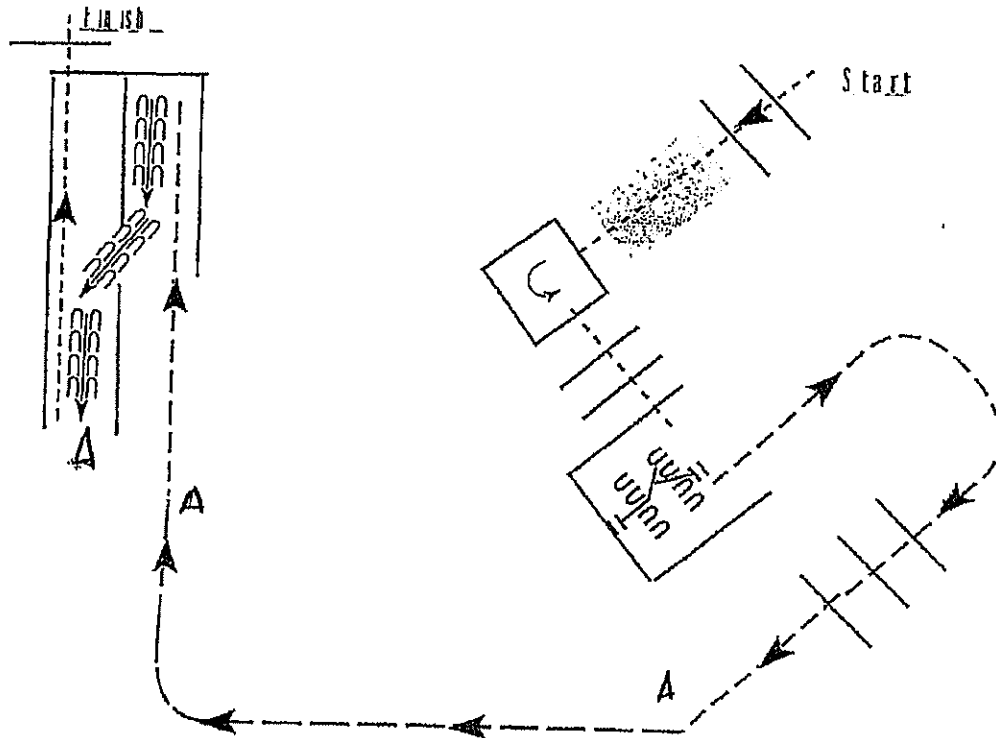
1. Walk over poles, over bridge and into box
2. Turn ¼ turn to left in box and walk out over the poles and thru gate
3. Continue to walk around cone and over poles
4. When between cones, begin to jog
5. Jog around cones into chute
6. Stop and back out of chute
7. Turn 180 degrees to right
8. Jog half way and then walk to finish

Walk	-----
Jog	- - - - -
Extended Jog	— — — —
Lope	— — — —
Leg Yield	
Lead Change	— / —
Back	← ← ← ← ←
Marker	⊙ (B)
Sidepass	← ← ← ← ←

For English Riders –
Replace Jog with Sitting Trot



SCS OPEN BREED SHOW – July 10, 2022 (Show 3)
 Trail – Open W/T and Open W/J (Eng/West)
 Classes 36 and 54



1. Walk over poles, over bridge and into box.
2. Turn 1/4 turn to the left in box and walk out over poles and to gate.
3. Work gate with left hand.
4. Jog out of chute and over poles.
5. When between cones, pick up the extended jog.
6. Extended jog around cones.
7. When even with cone, break to a jog and jog into chute.
8. Back the chute then walk out and over final pole

Walk	-----
Jog	- - - - -
Extended Jog	_____
Lope	—————
Leg Yield	
Lead Change	↗
Back	←←←←←
Marker	Ⓚ
pass	←←←←←

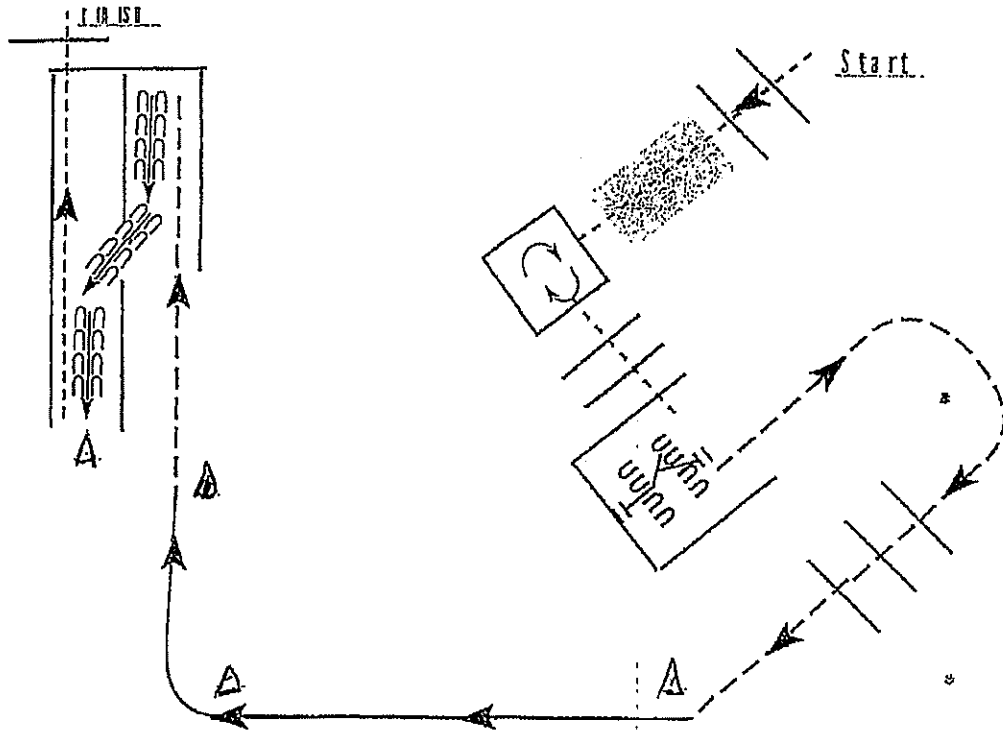
English Riders replace Jog with Seated Trot



SCHS OPEN BREED SHOW – July 10, 2022 (Show 3)

Trail – Yth 18&U; Adult (Eng/West)

Classes 37, 38, 55 and 56



1. Walk over poles, over bridge and into box
2. Perform a 630 turn to right and walk out over poles to gate
3. Work gate with left hand
4. Jog out and over poles
5. When by cone pick up Right lead lope.
6. When even with cone break to jog and jog into chute
7. Back out of the chute then walk out over final pole

Walk	-----
Jog	- - - - -
Extended Jog	-----
Lope	—————
Leg Yield	
Lead Change	—/—
Back	←←←←←
Marker	(B)
Sidepass	←-----→

English Riders –

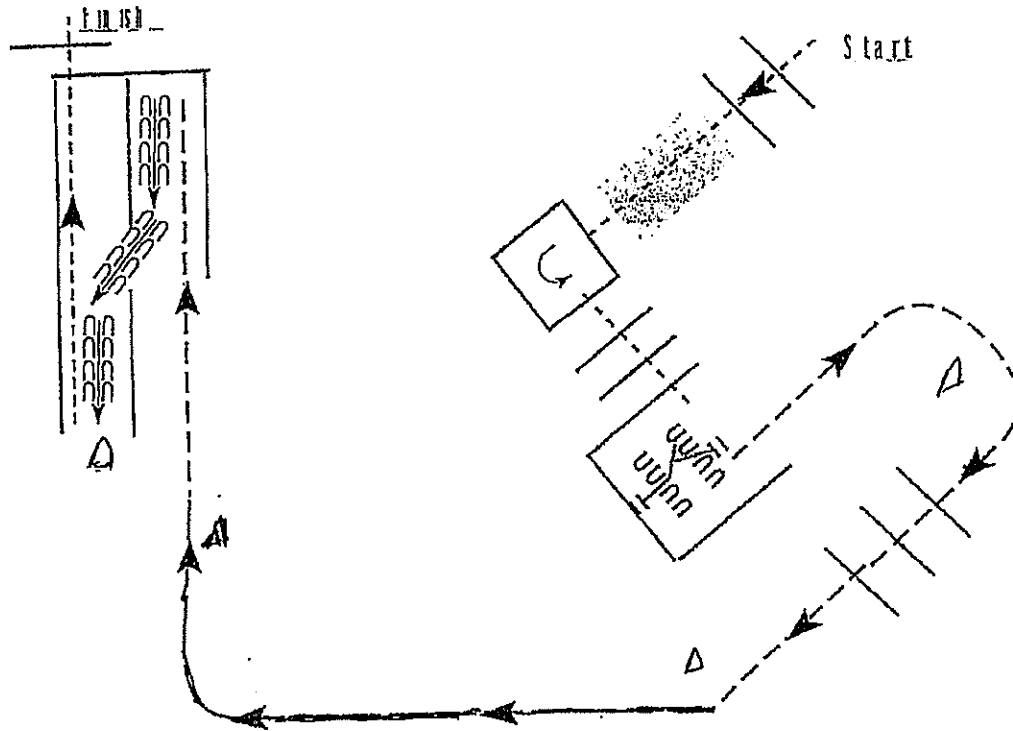
Replace Jog with sitting trot



SCS OPEN BREED SHOW – July 10, 2022 (Show 3)

Trail – Novice (Eng/West)

Classes 29 and 47



Walk over poles, over bridge and into box.
 Turn ¼ turn to left in box and walk out over poles
 And to gate
 Work gate with left hand
 Jog out of chute and over poles.
 When by cone pick up Lope right lead
 When even with cone break to a jog and jog into chute
 Back the chute then walk out and over final pole.

English Riders –

replace jog with sitting trot and lope with canter

Walk	-----
Jog	- - - - -
Extended Jog	— — — — —
Lope	—————
Leg Yield	
Lead Change	— / —
Back	← 3333 5555
Marker	(B)