


SCHS Open Breed Show



Open Breed Horse Show

Show 3

July 16, 2023



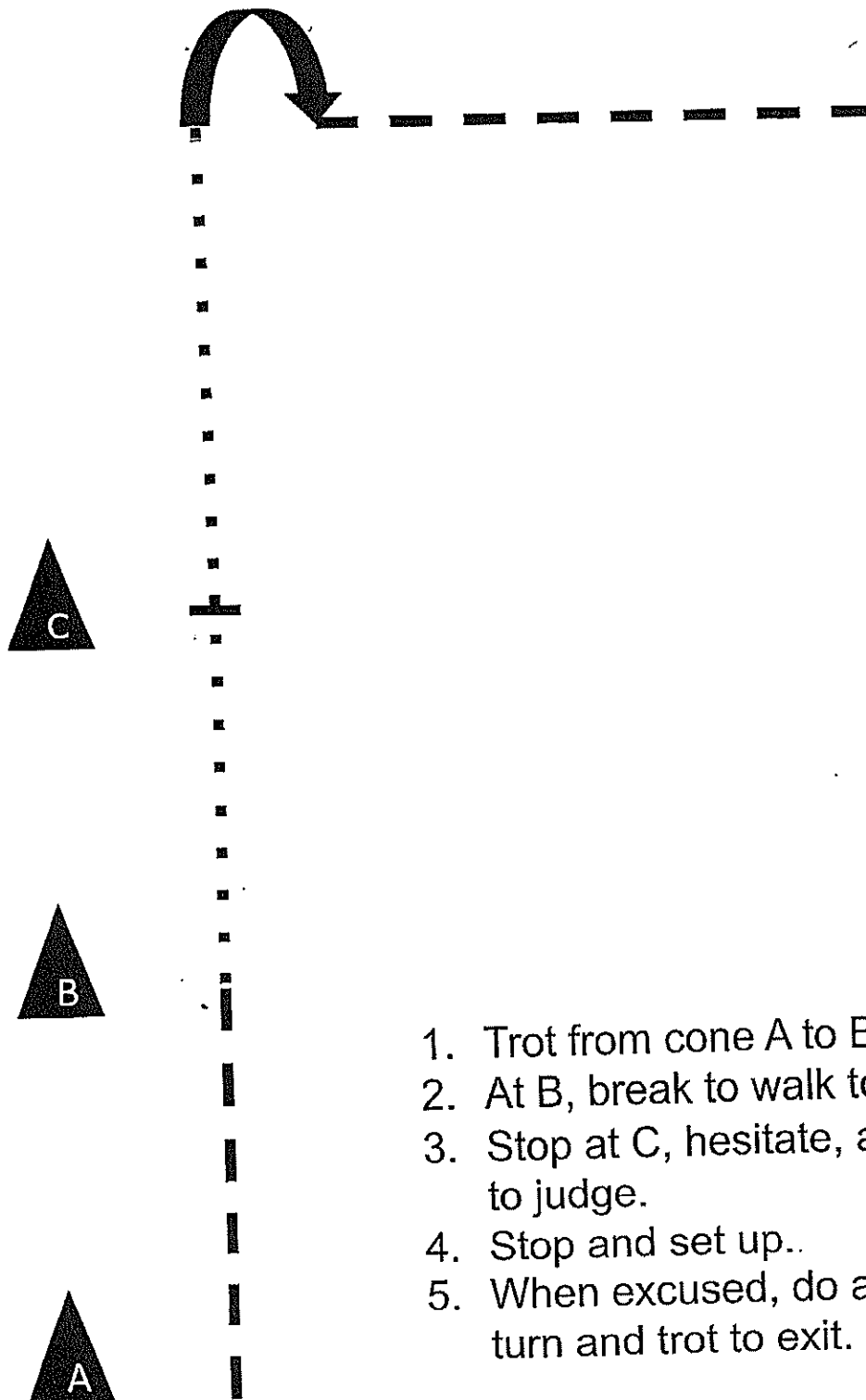
SCHS OPEN BREED SHOW – July 16, 2023 (Show 3)

Showmanship

Leadline

Classes 11

Judge



1. Trot from cone A to B.
2. At B, break to walk to C.
3. Stop at C, hesitate, and walk to judge.
4. Stop and set up..
5. When excused, do a 90° turn and trot to exit.

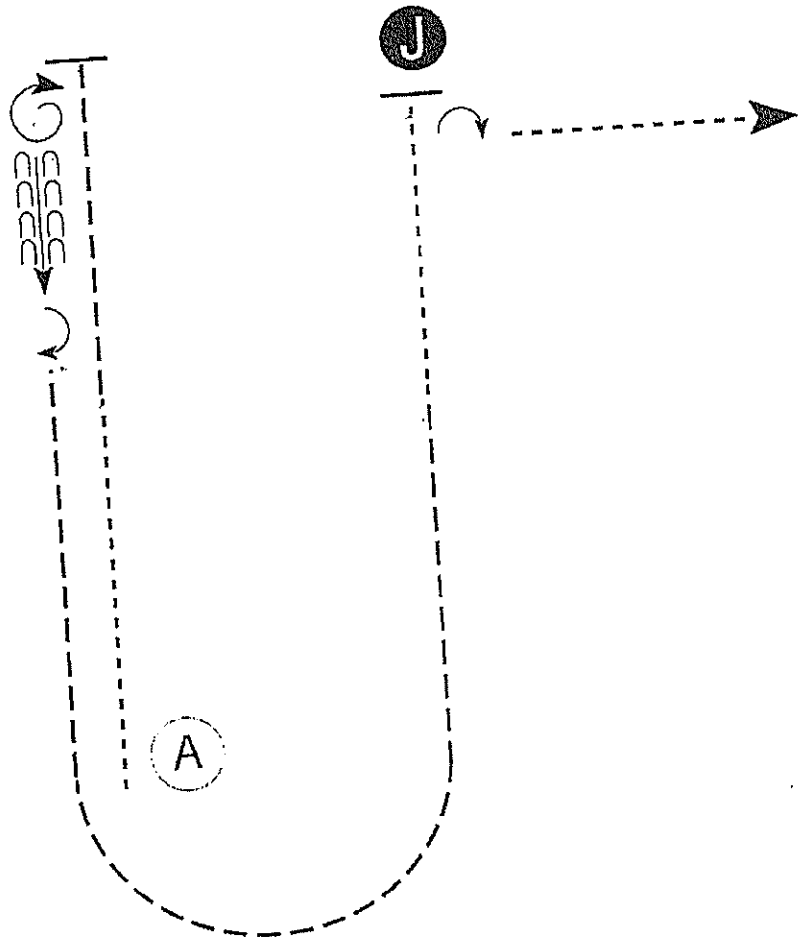


SCUS OPEN BREED SHOW – July 16, 2023 (Show 3)

Showmanship

Youth 11&U, Novice and Limited

Classes 5, 6, 7, 33, 34 and 35



Be ready at A.

1. Walk halfway from A to Judge.
 2. Trot until even with judge.
 3. Stop and perform a 360 degree turn.
 4. Back approximately two horse lengths.
 5. Perform a 180 degree turn.
 6. Trot to and around A and halfway to judge.
 7. Walk to judge.
 8. Stop and set up for inspection.
 9. When dismissed, perform a 90 degree turn.
 10. Walk straight away from judge.
- Follow the instructions of your ring steward.

Walk - - - - -

Trot - - - - -

Back ← - - - - -

Marker (B)

Judge (J)

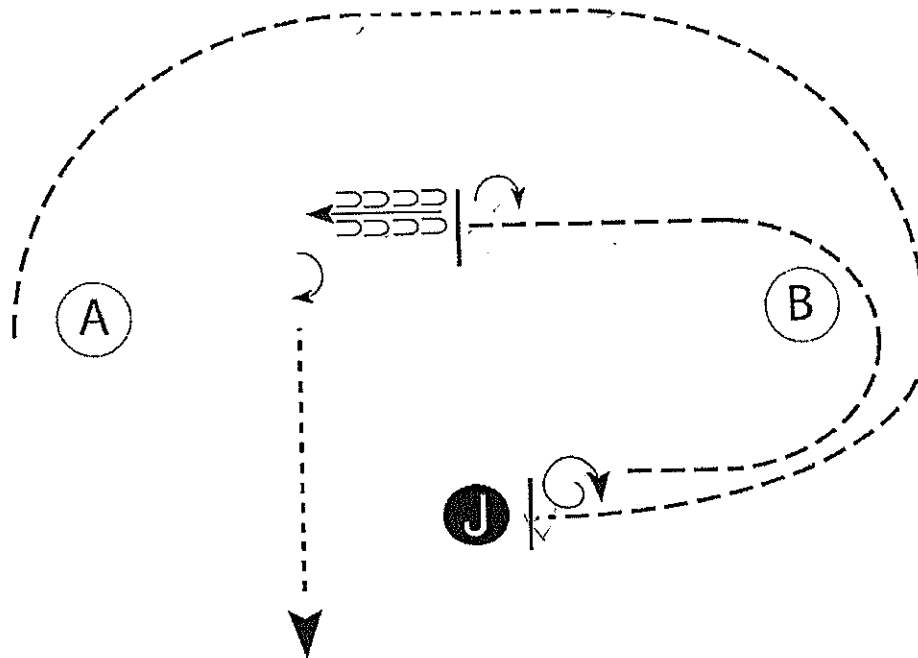


SCHS OPEN BREED SHOW – July 16, 2023 (Show 3)

Showmanship

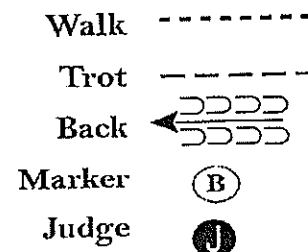
Youth 18&U, Adult and Open

Classes 8, 9, 10, 36, 37 and 38



Be ready at A.

1. Trot an arc to the right.
2. At the top of the arc, walk two strides.
3. Trot in a half circle and straight to Judge.
4. Stop and set up for inspection.
5. When dismissed, perform a 1 1/2 turn.
6. Trot around B as shown. When even with Judge, stop and perform a 1/2 turn.
7. Back approximately one horse length.
8. Turn 1/4 turn and walk straight away to exit.



Follow the instructions of your ring steward.

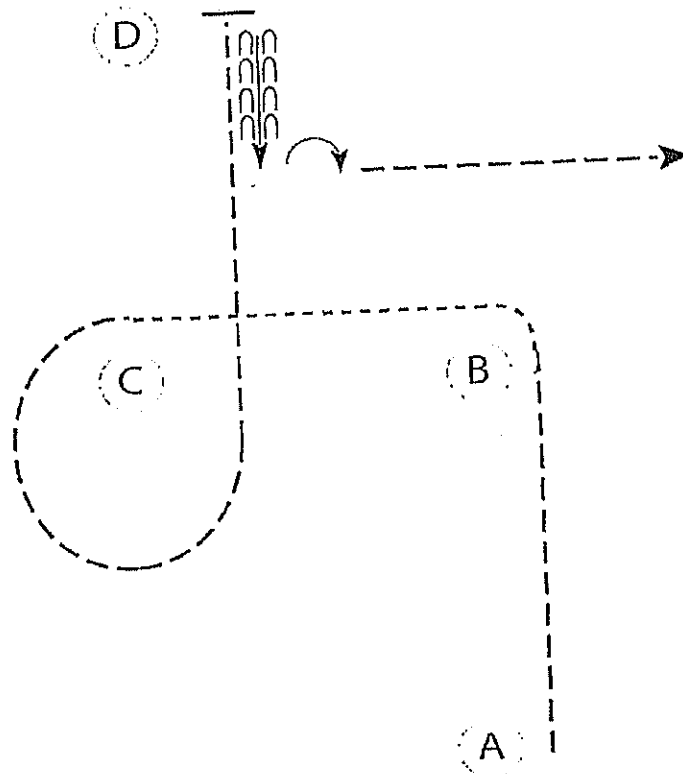


SCHS OPEN BREED SHOW – July 16, 2023 (Show 3)

Horsemanship

Youth 11&U, Novice and Limited

Classes 15, 17 and 19



Be ready at A.

1. Jog to B.
2. Walk around B to the left and to C.
3. Jog at C around to D.
4. Stop at D and back approximately one horse length.
5. Turn 90 degrees to the right on the hindquarters and jog out.

Follow the directions of your ring steward.

Walk	-----
Jog	- - - - -
Extended Jog	— — — —
Lope	—————
Lead Change	
Back	
Marker	(B)

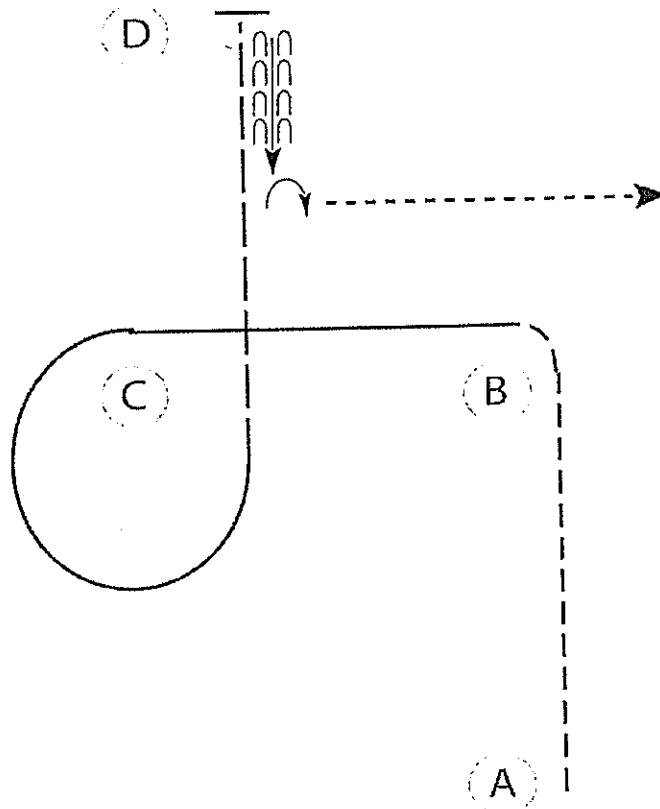


SCCHS OPEN BREED SHOW – July 16, 2023 (Show 3)

Horsemanship

Youth 18&U and Adult

Classes 25 and 26



Be ready at A.

1. Jog to and around B.
2. Lope on the left lead from B to and around C.
3. Extended jog from C to D.
4. Stop at D and back approximately one horse length.
5. Turn 90 degrees to the right on the hindquarters and walk out.

Follow the directions of your ring steward.

Walk	-----
Jog	- - - - -
Extended Jog	— — — — —
Lope	—————
Lead Change	↖ ↗
Back	← ← ← ← ←
Marker	(B)

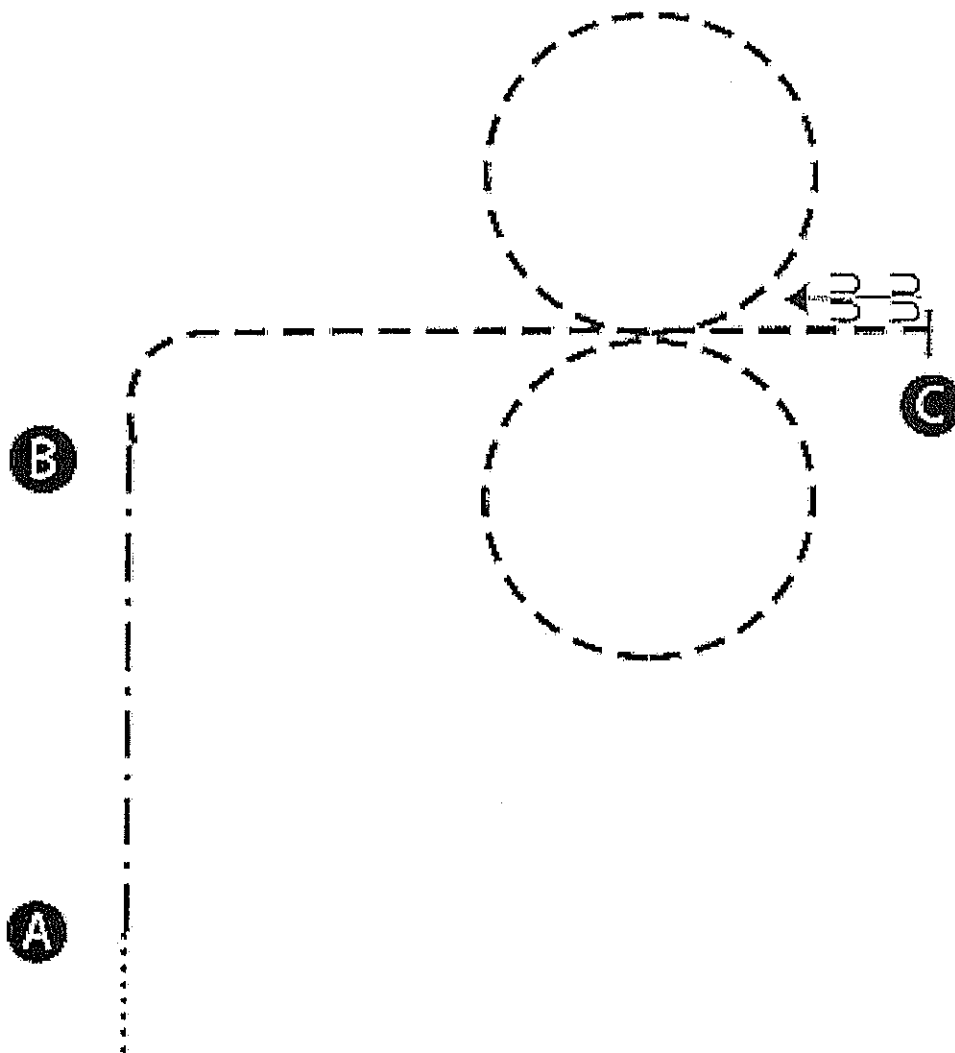


SCHS OPEN BREED SHOW – July 16, 2023 (Show 3)

Equitation

Youth 11&U, Novice and Limited

Classes 39, 41 and 43



Ready before A

1. Walk to A

2. Sitting trot from A to B

3. Posting trot left diagonal around corner to C

4. Before C, perform a figure 8 at the posting trot beginning to the right first

5. Complete the left circle and continue to C on the right diagonal.

6. Stop and back one horse length.

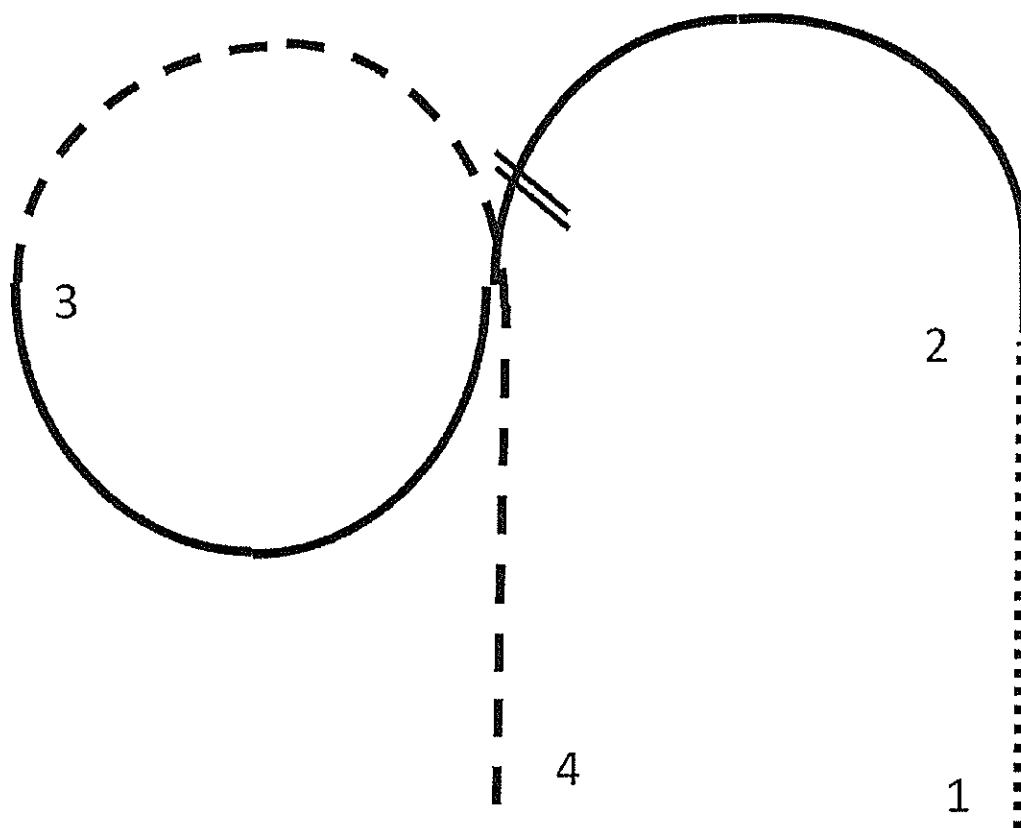


SCCHS OPEN BREED SHOW – July 16, 2023 (Show 3)

Equitation

Youth 18&U and Adult

Classes 49 and 50



Begin by walking to the first cone #1

- Sitting trot to Marker 2
- 3. Canter left lead half circle
- Simple change to right lead for half a circle
- At marker 3 begin half circle at a posting trot
- Continue at a posting trot to marker 4
- Halt
- Exit at walk and follow instructions of the ring steward.

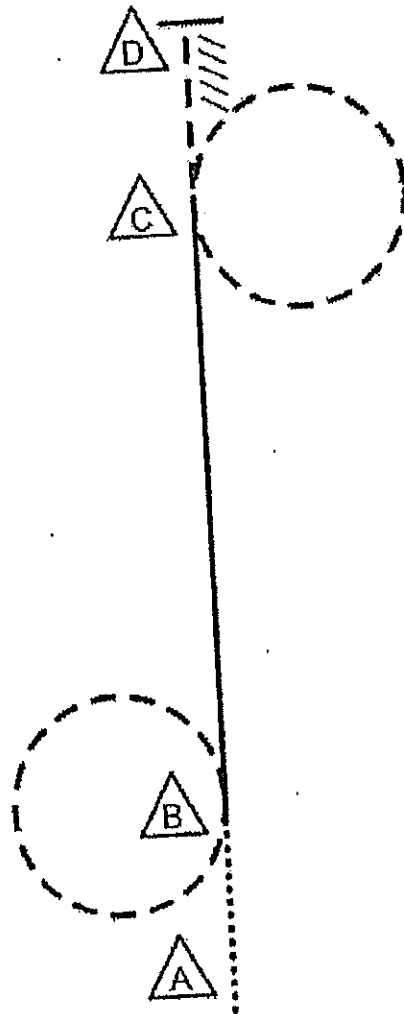


SCHS OPEN BREED SHOW – July 16, 2023 (Show 3)

Horsemanship/Equitation

Open

Classes 24 and 48



Pattern design by NULL

Be Ready before A

1. Walk A to B
2. Posting trot circle left
3. Sitting trot to C
4. Posting trot circle right to D
5. Stop and back one horse length

Western Riders –

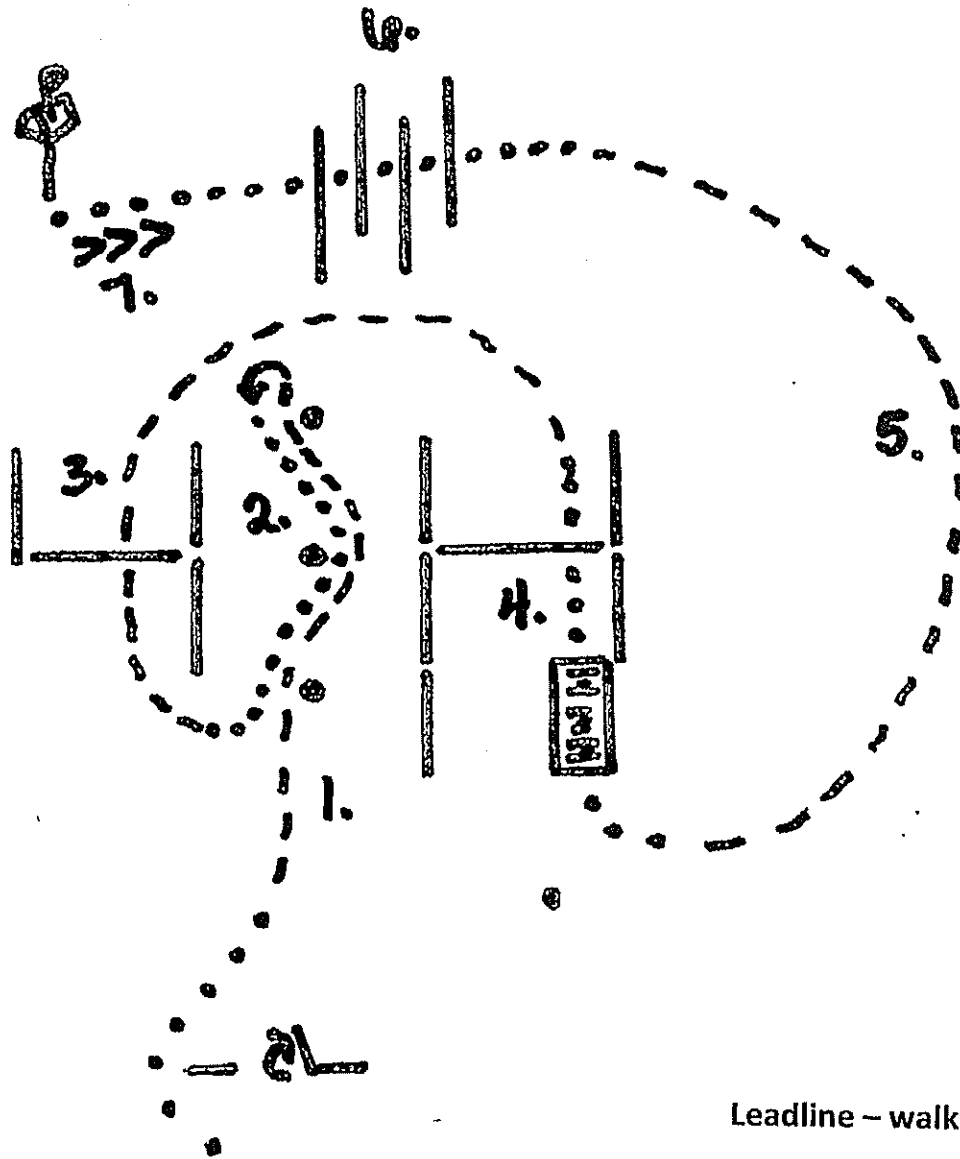
1. Walk A to B
2. Jog circle to left
3. Extended Jog to C
4. Jog circle to Right to D
5. Stop and back one horse length



SCHS OPEN BREED SHOW – July 16, 2023 (Show 3)

Trail – English/Western

Leadline; Yth 11&U; Novice; Limited and Open
Classes 14, 21, 22, 23, 30, 45, 46, 47 and 54



Leadline – walk only

1. Walk around gate, jog thru serpentine
2. Turn around and walk back thru serpentine
3. Jog over "4" obstacle pole to "H" obstacle
4. Walk over pole and bridge
5. Jog to 4 poles
6. Walk over poles to mailbox
7. Back 3 steps

Legend

- | | |
|------|--------|
| Walk | |
| Jog | ----- |
| Lope | _____ |
| Back | <<<<<< |

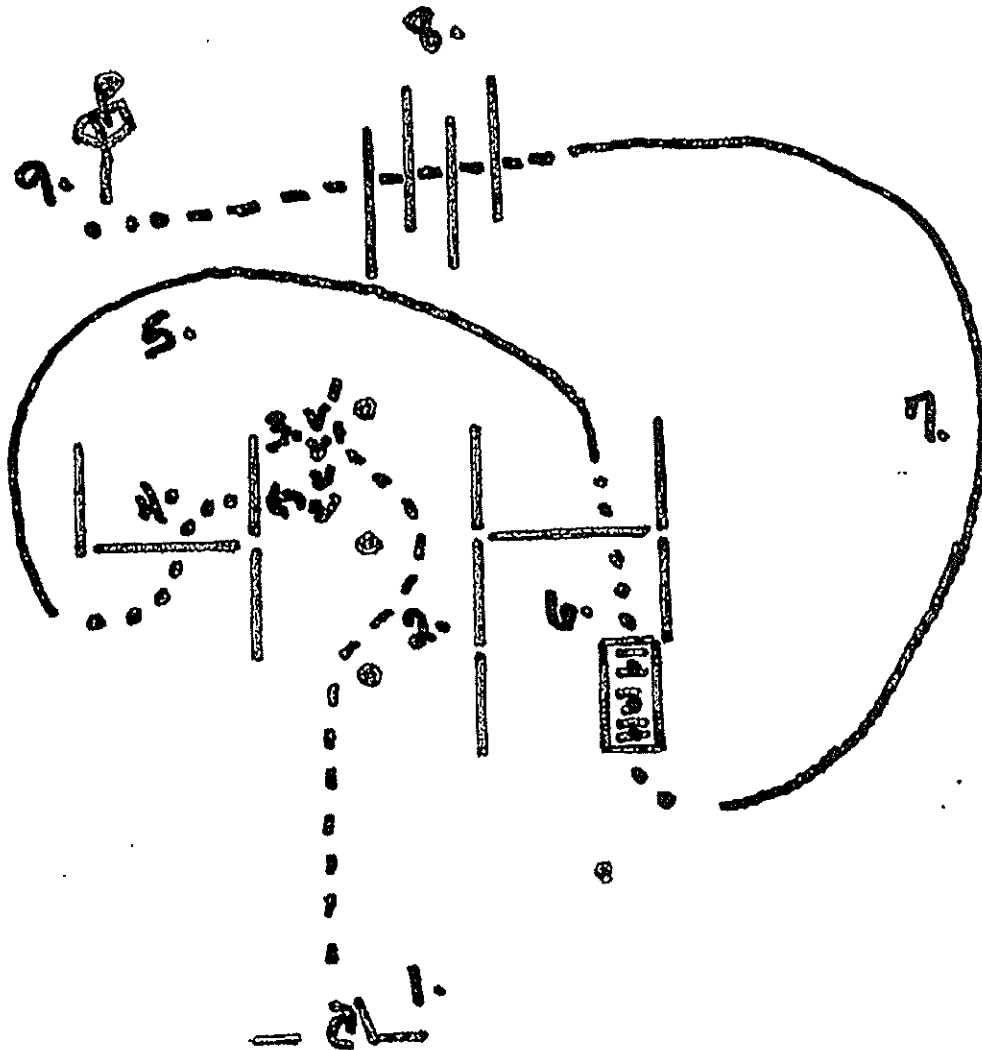


SCHS OPEN BREED SHOW – July 16, 2023 (Show 3)

Trail – English/Western

Yth 18&U and Adult

Classes 31, 32, 55 and 56



1. Work the gate (right hand push)
2. Jog thru the serpentine, stop at top cone
3. Back a few steps, turn 90 degrees left
4. Walk over poles in the "4" obstacle
5. Lope, right lead, to the "H" obstacle
6. Walk over pole and bridge
7. Lope, left lead
8. Jog over poles
9. Check mail

Legend	
Walk
Jog	-----
Lope	-----
Back	<<<<<
Side Pass	~~~~~