


SCHS Open Breed Show



Open Breed Horse Show

Show 2

June 18, 2023

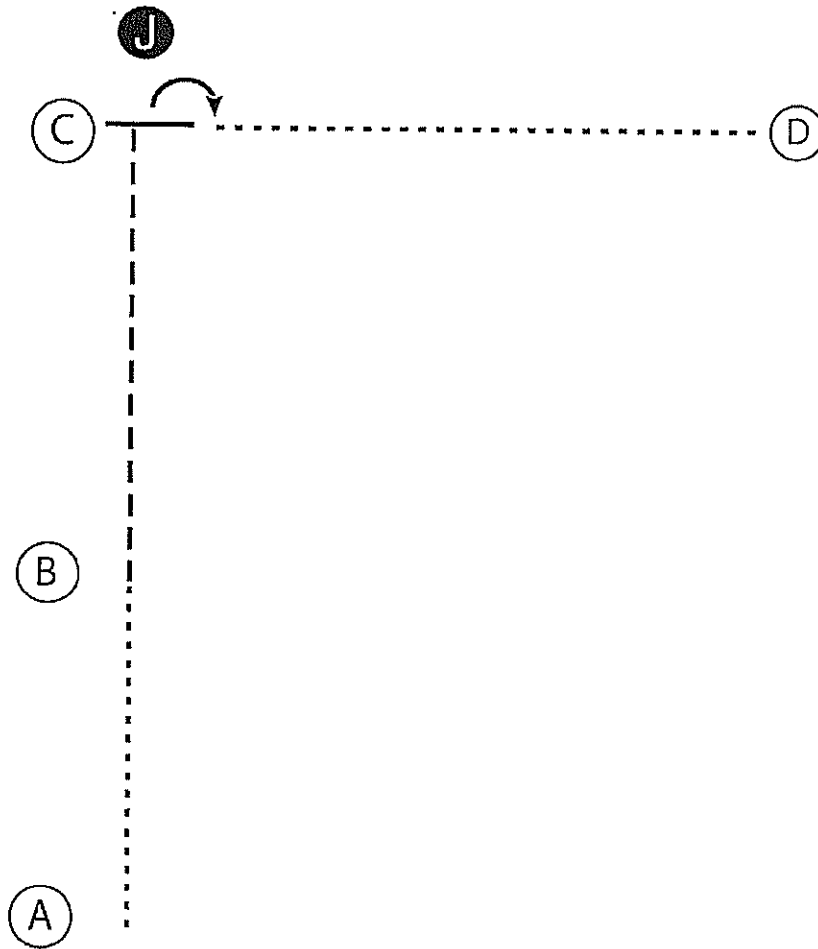


SCHS OPEN BREED SHOW – June 18, 2023 (Show 2)

SHOWMANSHIP – ENGLISH/WESTERN

Youth 11 & U; Limited; Novice and Leadline

Classes 5, 6, 7, 11, 33, 34 and 35



1. Walk from A to B.
2. Trot from B to C.
3. Stop at C and set up for inspection.
4. When dismissed perform a 90 degree turn.
5. Walk to D.

Walk - - - - -

Trot - - - - -

Back ←

Marker (B)

Judge (J)

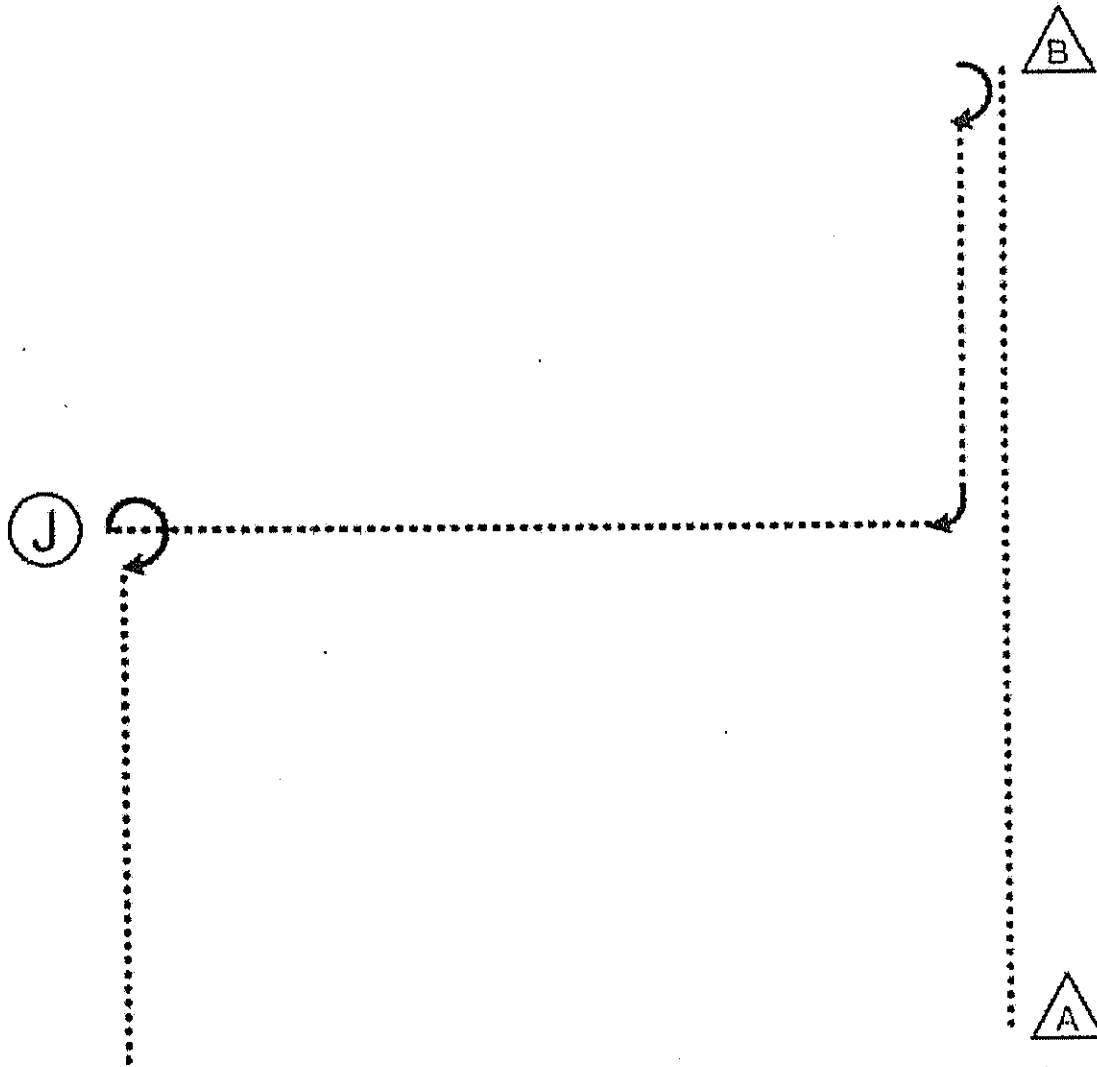


SCHS OPEN BREED SHOW – June 18, 2023 (Show 2)

SHOWMANSHIP – ENGLISH/WESTERN

Youth 18 & U; Adult and Open

Classes 8, 9, 10, 36, 37 and 38



Pattern design by NULL

Be ready at A

1. Walk from A to B
2. Perform a 180° turn
3. Walk until hip is even with Judge
4. Perform a 90° turn
5. Walk to Judge
6. Set Up
7. Inspection. When dismissed, perform a 270° turn and walk to exit

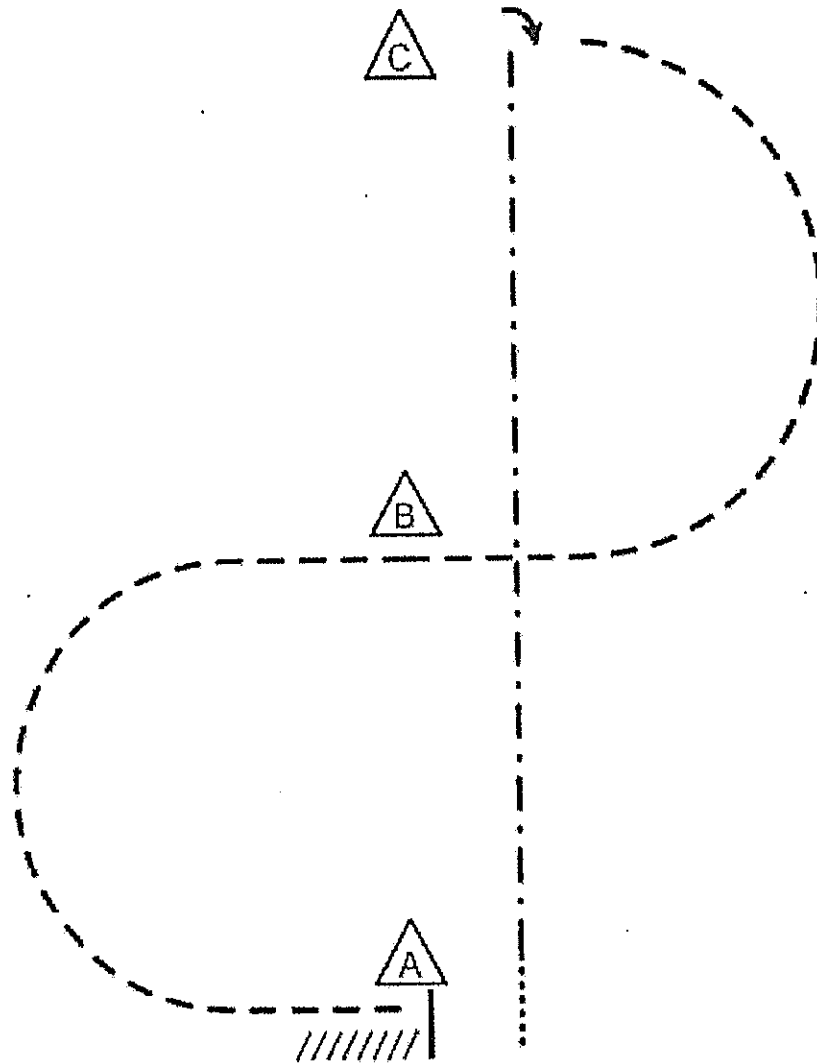


SCS OPEN BREED SHOW – June 18, 2023 (Show 2)

HORSEMANSHIP - WESTERN

Youth 11 & U, Novice and Limited

Classes 15, 17 and 19



Be ready before A

1. Walk to A
2. Extended jog to C
3. Stop and turn 90° right
4. Jog half circle to B
5. Continue jog in half circle to A
6. Stop and back one horse length

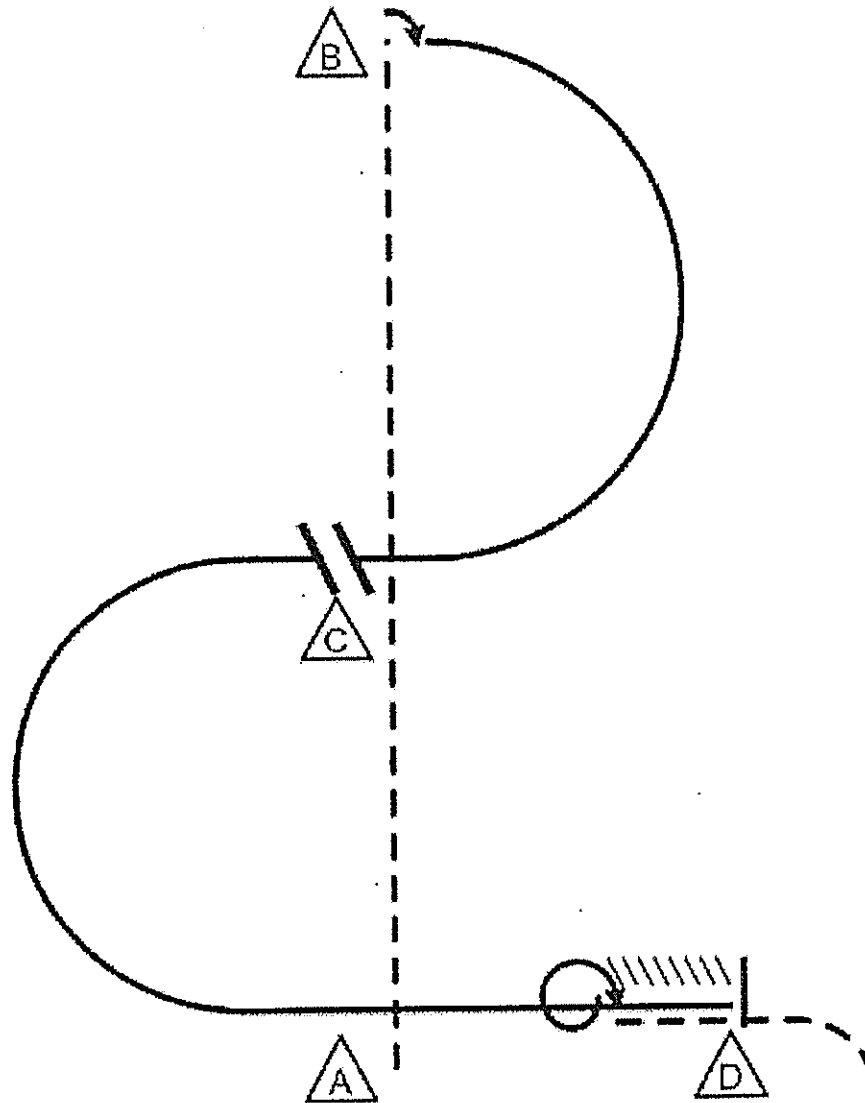


SCIS OPEN BREED SHOW – June 18, 2023 (Show 2)

HORSEMANSHIP - WESTERN

Youth 18 & U and Adult

Classes 26 and 28



1. Jog from A to B Stop, turn 90° right on haunches
2. From B, lope right lead half circle to C
3. At C, execute a simple or flying lead change and lope on the left lead to in half circle to D
4. At D, stop and back; Execute a 360° turn to the right
5. Exit at a jog

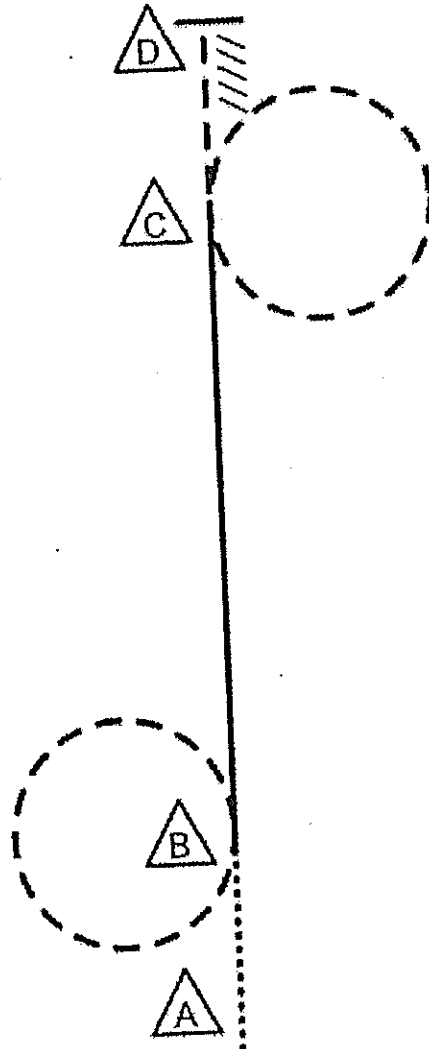


SCHS OPEN BREED SHOW – June 18, 2023 (Show 2)

EQUITATION - ENGLISH

Youth 11 & U, Novice and Limited

Classes 39, 41 and 43



Pattern design by NULL

Be Ready before A

1. Walk A to B
2. Posting trot circle left
3. Sitting trot to C
4. Posting trot circle right to D
5. Stop and back one horse length

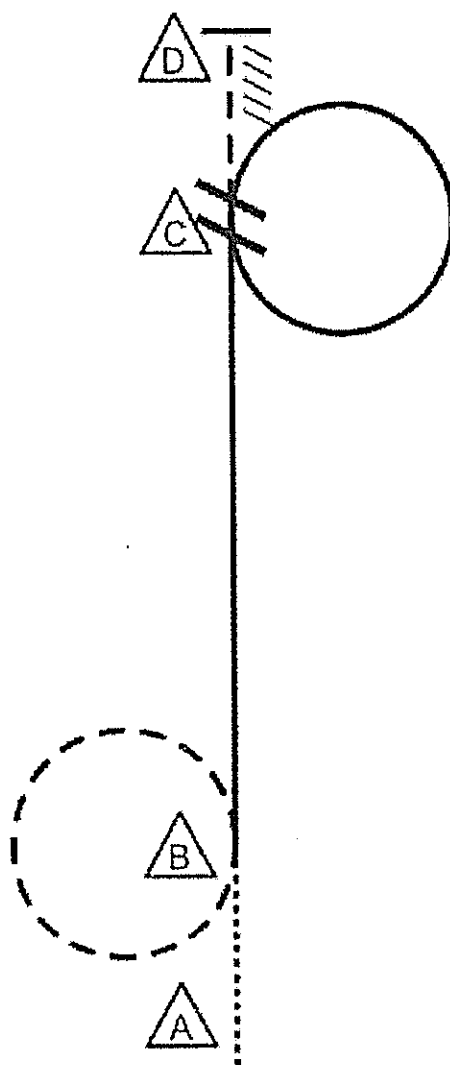


SCHS OPEN BREED SHOW – June 18, 2023 (Show 2)

EQUITATION - ENGLISH

Youth 18 & U and Adult

Classes 49 and 50



Pattern design by NULL

---

Be ready before A

1. Walk A to B
2. Posting trot circle left
3. Canter left lead to C
4. Simple lead change
5. Canter circle right
6. Posting trot left diagonal to D
7. Stop and back one horse length

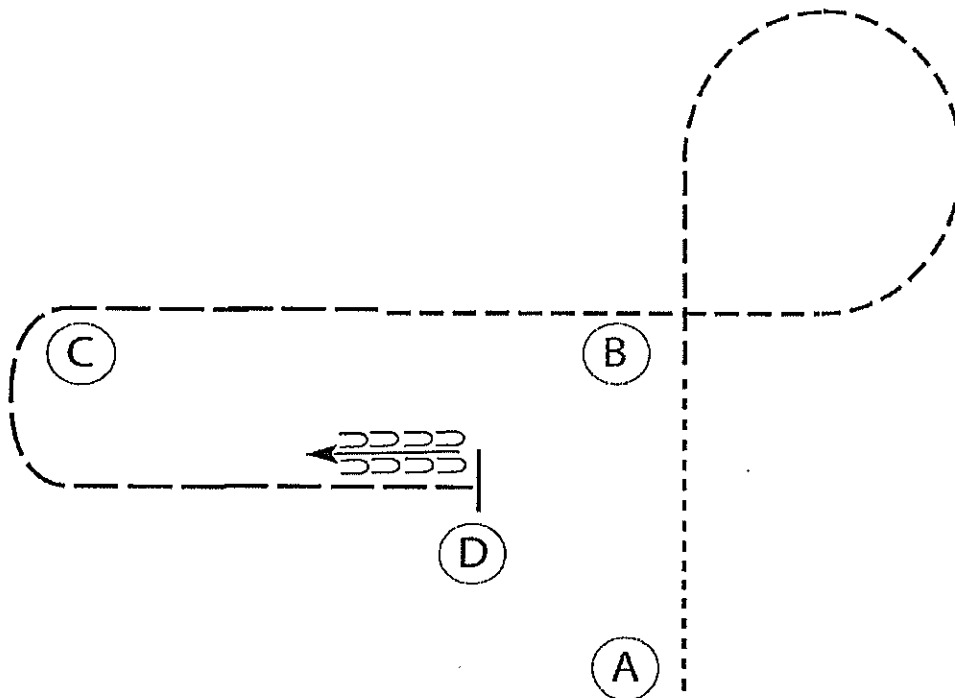


SCHS OPEN BREED SHOW – June 18, 2023 (Show 2)

HORSEMANSHIP/EQUITATION – ENGLISH/WESTERN

Open W/T and W/J

Classes 24 and 48

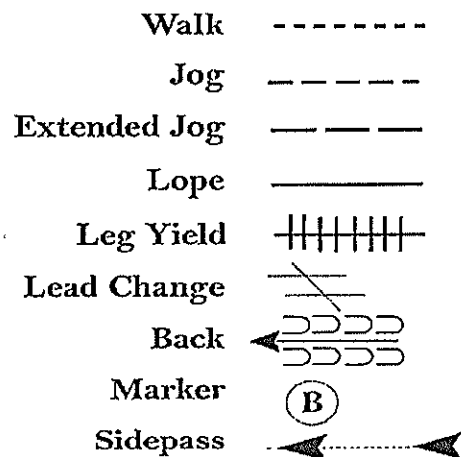


Be ready at A.

1. Walk from A to B.
2. Jog a circle to the right.
3. Halfway between B and C, extend the jog.
4. Extend the jog to D.
5. Stop at D and back approximately one horse length.

**ENGLISH RIDERS**

- Change Jog circle to Posting on left diagonal
- Change extended Jog to Sitting Trot





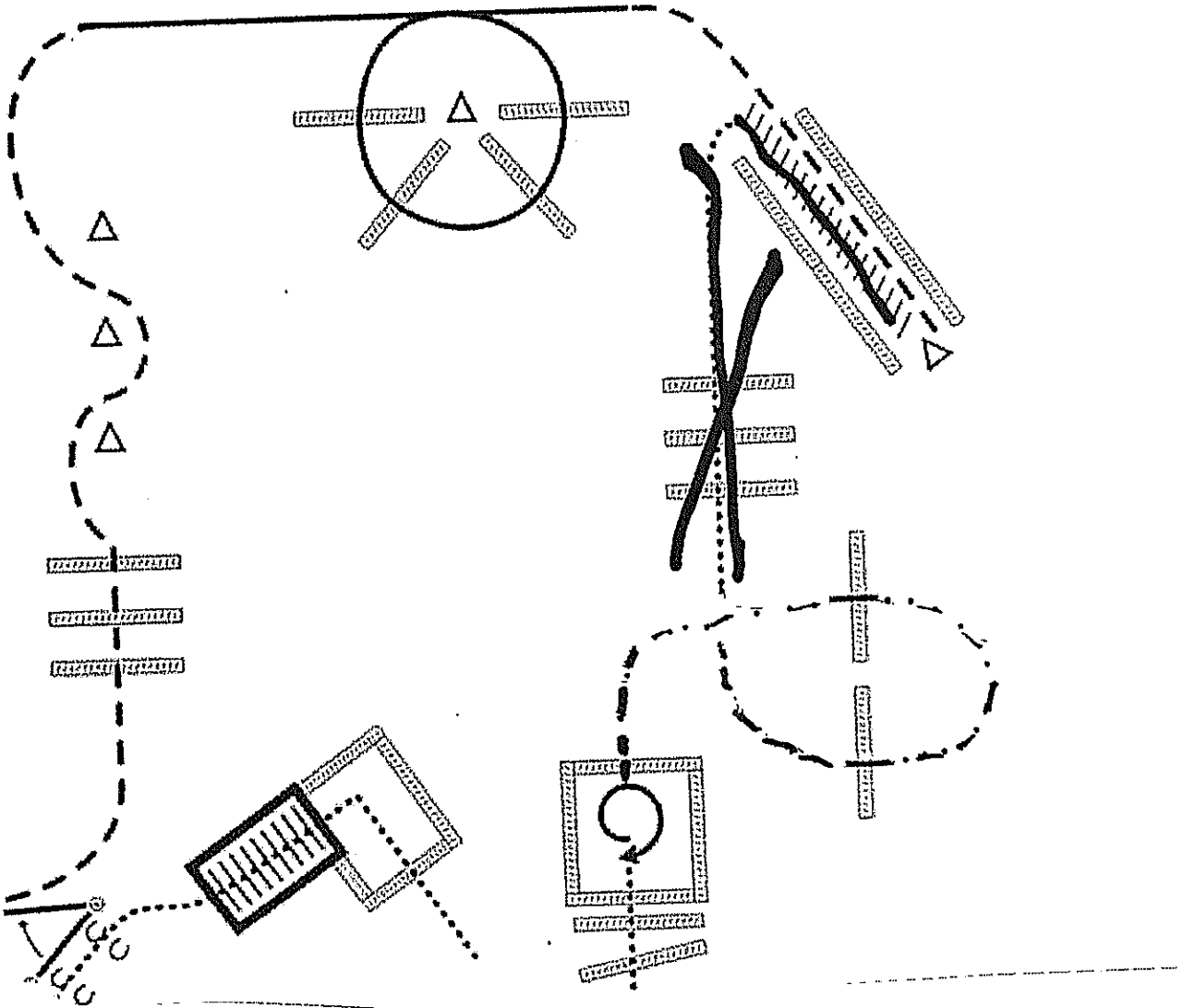


SCHS OPEN BREED SHOW – June 18, 2023 (Show 2)

TRAIL – ENGLISH/WESTERN

LEADLINE

Class 14



- Walk thru box over bridge to gate
- Walk thru gate
- Walk over poles and jog through serpentine
- Jog to poles; then walk thru chute
- Walk over poles to box
- Walk into box, turn 360 degree to right
- Walk out of box over poles to finish

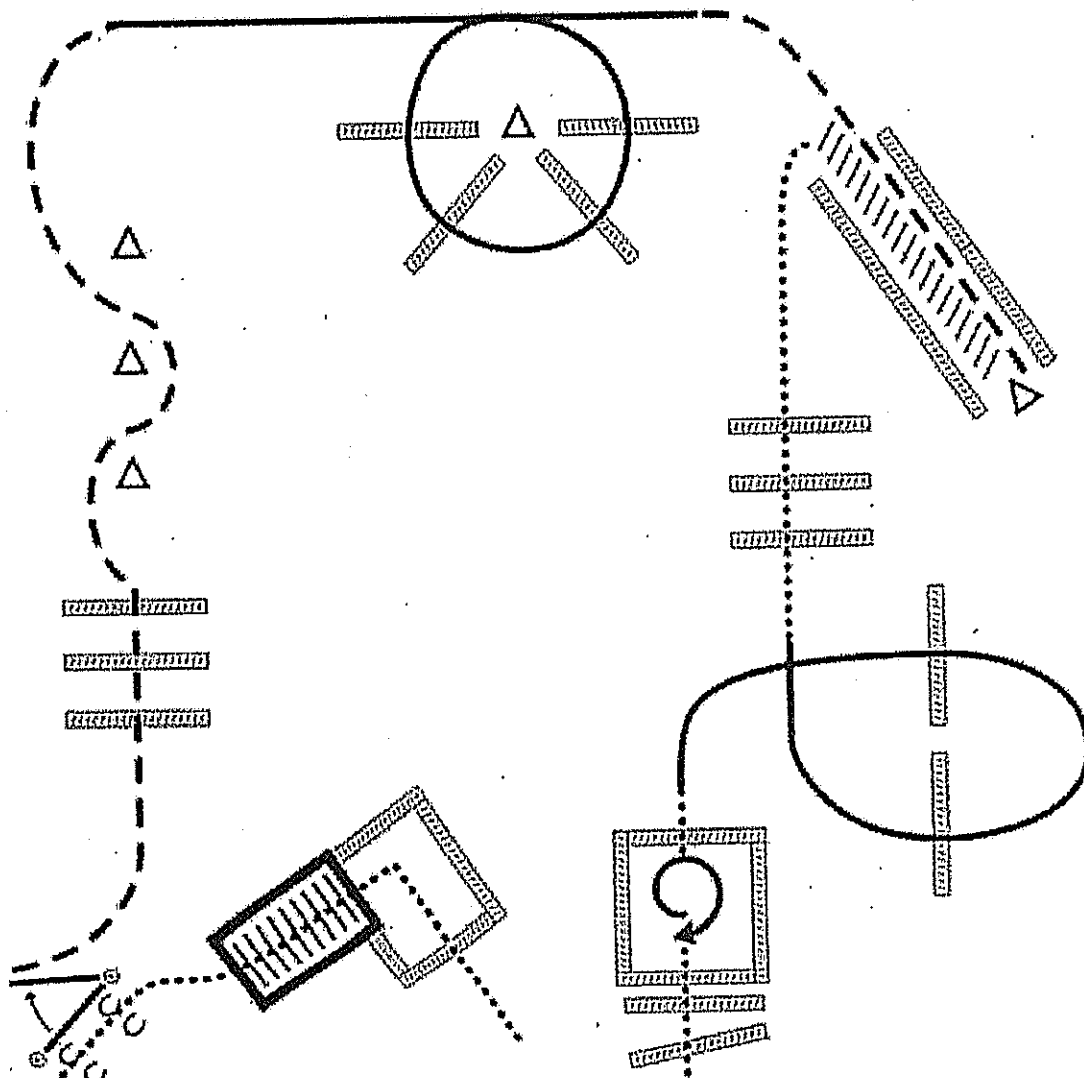


SCHS OPEN BREED SHOW – June 18, 2023 (Show 2)

TRAIL - ENGLISH

Youth 18 & U and Adult

Classes 31, 32, 55 and 56



Pattern design by NULL

1. Walk through box and over bridge to gate
2. Right hand gate
3. Jog over poles and through serpentine
4. Lope over poles on right lead and jog into chute
5. Back chute
6. Jog over poles
7. Lope over poles and to box on left lead
8. Walk into box, turn 360° right and walk out over poles to finish

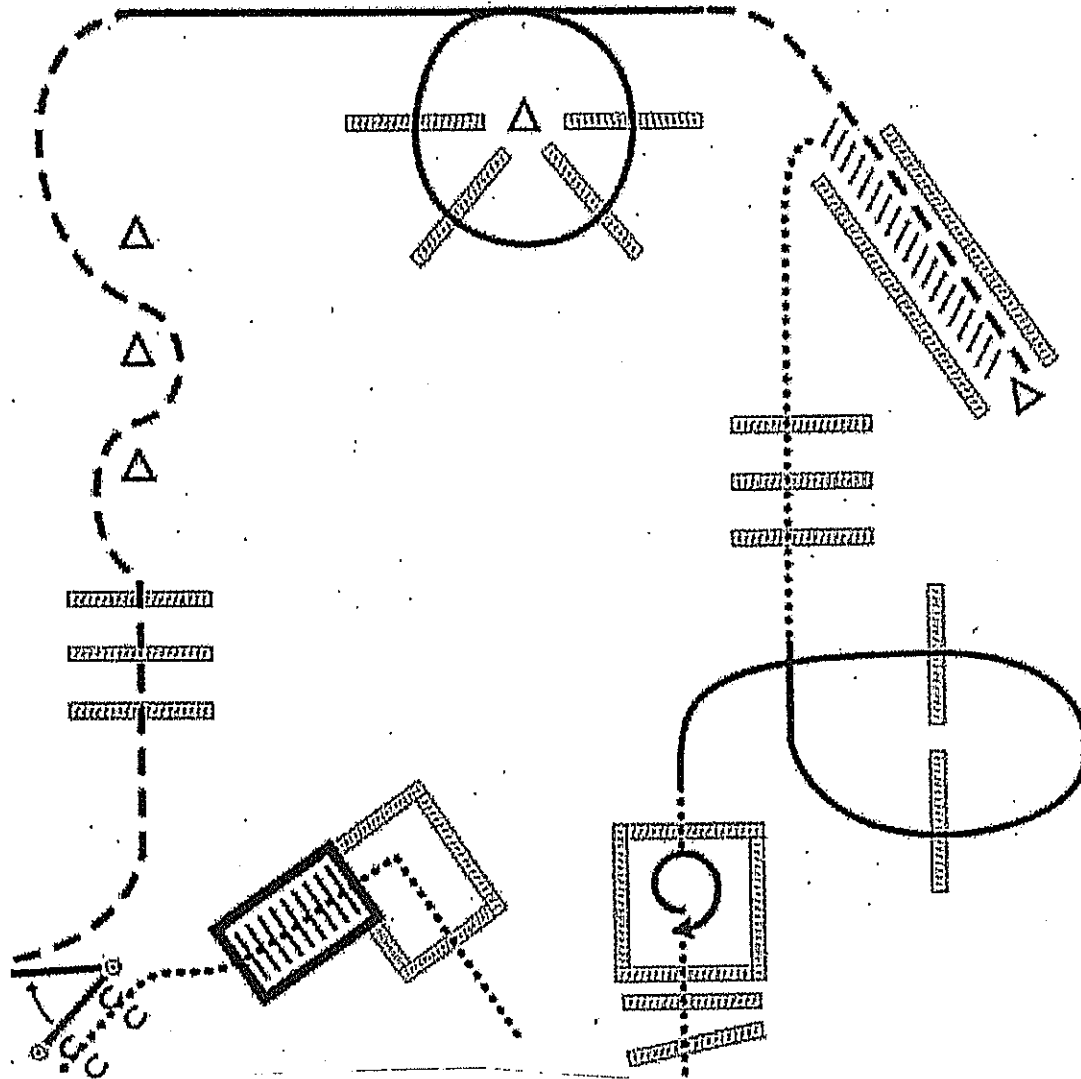


SCHS OPEN BREED SHOW – June 18, 2023 (Show 2)

TRAIL - ENGLISH

Youth 11&U, Novice, Limited and Open

Classes 21, 22, 24, 30, 45, 46, 47 and 54



- Walk thru box over bridge to gate
- Right hand gate
- Jog over poles and through serpentine
- Extended trot over poles and jog into chute
- Back chute
- Jog over poles to box
- Walk into box, turn 360 degree to right
- Walk out of box over poles to finish

English Riders – Replace jog with posting trot  
 Replace extended jog with sitting trot