


SCHS Open Breed Show



S

Open Breed Horse Show

Show 4

August 4 -5, 2023

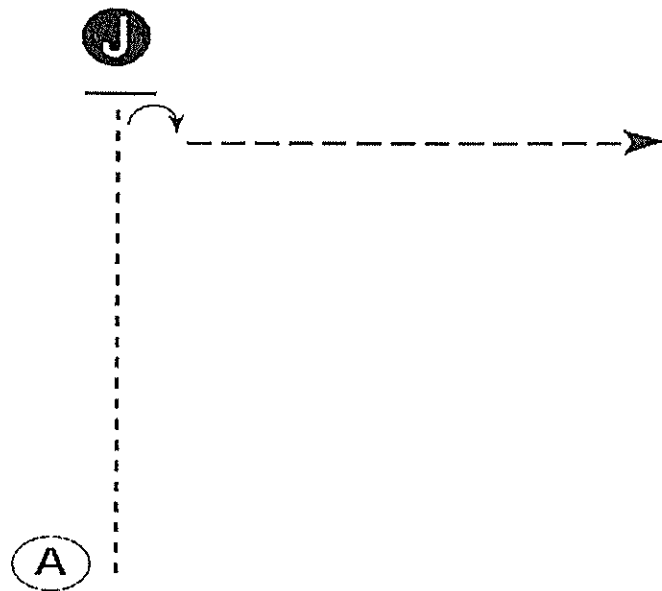


SCHS OPEN BREED SHOW – August 4, 2023 (Show 4)

Showmanship - English

4H Cloverbud & English Leadline

Classes 1 and 1a



Be ready at A.

1. Walk from A to Judge.
2. Stop and set up for inspection.
3. When dismissed, perform a 90 degree turn.
4. Trot away from judge.
5. Follow the instructions of your ring steward.

*Exhibitors will perform their pattern to the green 4-H cones.*

Walk	-----
Trot	- - - - -
Back	←
Marker	ⓐ
Judge	Ⓧ



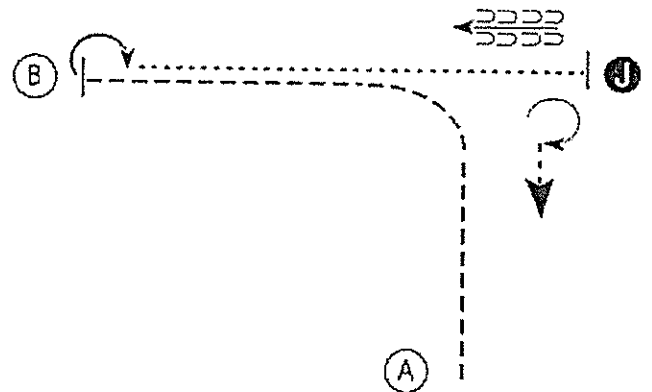
SCUS OPEN BREED SHOW – August 4, 2023 (Show 4)

Showmanship - English

Yth 11&U; Limited Rider and Novice Rider

Classes 2, 3 and 4

1. Trot from A to B.
2. Stop and perform a 180° turn.
3. Walk to judge and set up for inspection.
4. After dismissed, back 4 steps and turn 90°.
5. Trot away from Judge to exit.





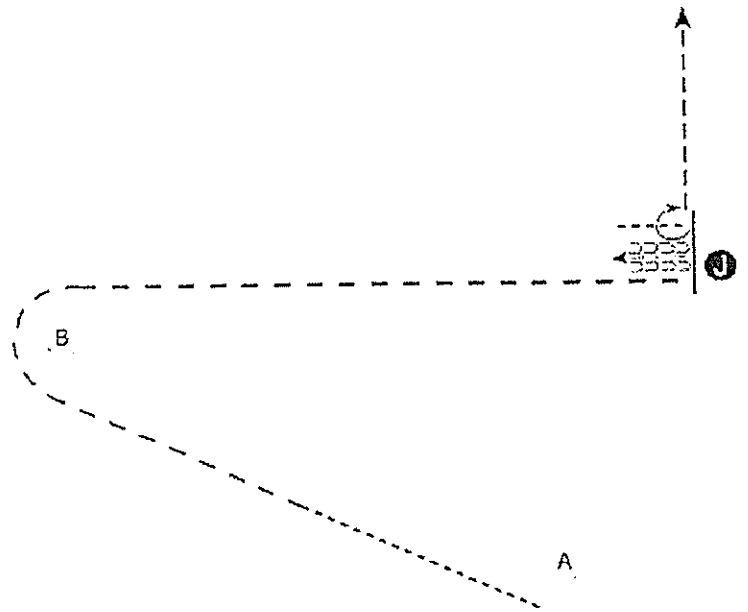
SCHS OPEN BREED SHOW – August 4, 2023 (Show 4)

Showmanship - English

Jr/Sr 4H; Yth 18&U; Adult and Open

Classes 5, 6, 7 and 8

1. Walk halfway from A to B.
2. Trot around B to the Judge.
3. Stop and back 4 steps.
4. Walk to Judge and set up for inspection.
5. When dismissed, perform a 270° turn and trot away from Judge.



Place cones A & B at least 30 ft apart.



SCJS OPEN BREED SHOW – August 4, 2023 (Show 4)

Equitation - English

4H Cloverbud; Yth 11&U; Limited Rider; Novice Rider and Open (W/T)

Classes 9, 11, 13, 15 and 19



Be ready at A.

1. Walk two horse lengths from A.
2. Posting trot on the right diagonal to and around B and to C.
3. Once you round C, change diagonals and trot on the left diagonal to D.
4. Halt at D and back approximately one horse length.

Follow the instructions of your ring steward.

*Exhibitors will perform their pattern to the green 4-H cones.*

Walk	-----
Trot	- - - - -
Extended Trot	— — — — —
Canter	—————
Leg Yield	
Lead Change	— / —
Back	← 3333 5555
Marker	(B)
Sidepass	← - - - - ←
Hand Gallop	—————

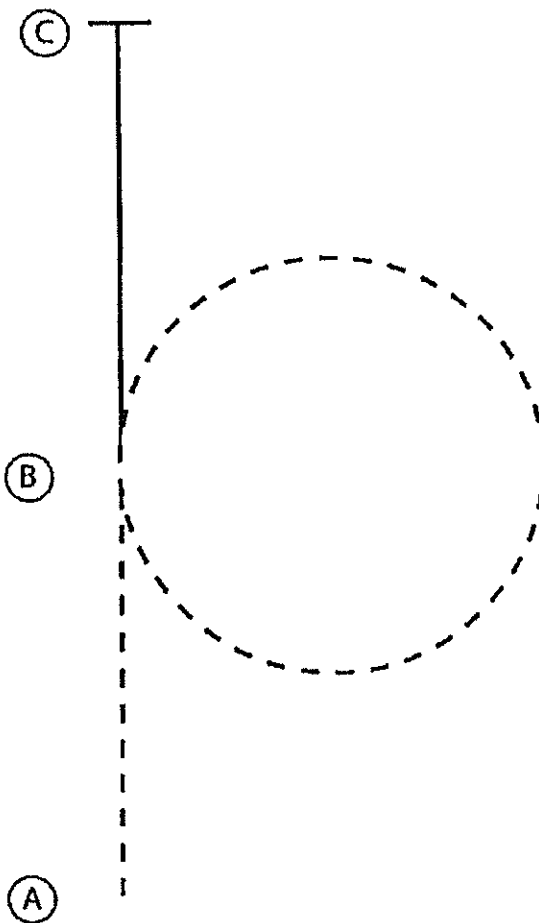


SCS OPEN BREED SHOW – August 4, 2023 (Show 4)

Equitation - English

4H Jr/Sr

Classes 17



1. Sitting trot A to B
2. At B posting trot circle to the right on the proper diagonal
3. At B canter on the left lead to C
4. Stop at C

Walk	.....
Trot	-----
Extended Trot	-----
Canter	—————
Leg Yield	
Lead Change	
Back	
Marker	Ⓚ
Sidepass	

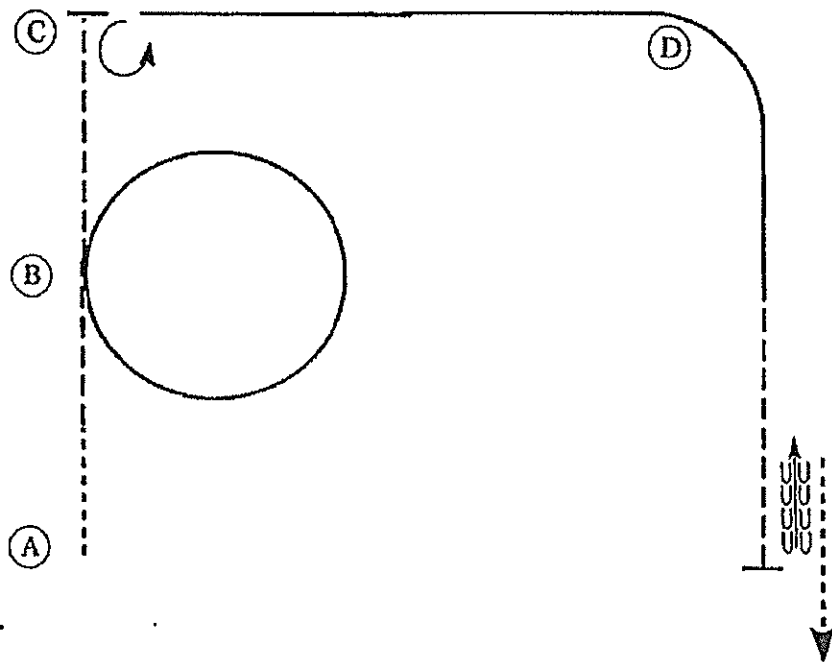


SCSH OPEN BREED SHOW – August 4, 2023 (Show 4)

Equitation - English

Yth 18&U and Adult

Classes 20 and 21



Be ready at A.

1. Walk two horse lengths from A.
2. Sitting trot to B.
3. Canter a circle to the right at B.
4. Posting trot on the left diagonal to C.
5. Stop at C and perform a 270 degree turn on the forehand to the left.
6. Canter on the left lead to and around D.
7. When even with B, begin a posting trot on the right diagonal.
8. Stop when even with A and back approximately one horse length.

Walk away from D and follow the instructions of your ring steward.

Walk	-----
Trot	- - - - -
Extended Trot	-----
Canter	-----
Leg Yield	
Lead Change	↙ ↘
Back	← ← ← ←
Marker	Ⓚ
Sidepass	← ..... →
Hand Gallop	-----



SCHS OPEN BREED SHOW – August 4, 2023 (Show 4)

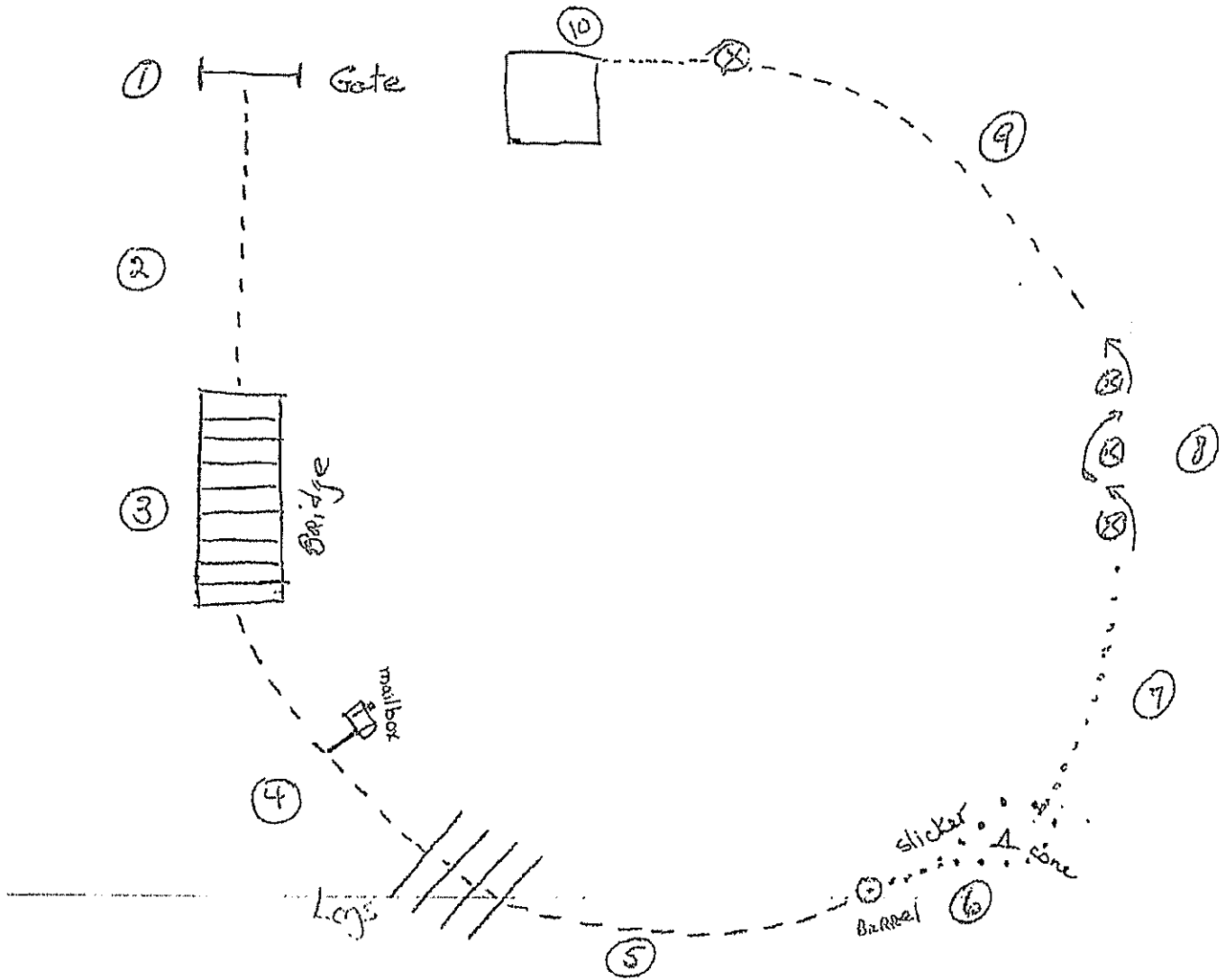
Trail – English/Western

4H Cloverbud; Leadline; Yth 11&U; Limited; Novice and

Open (W/T and W/J)

Classes 25, 25a, 26, 27, 28, 30, 33,

33a, 34, 35, 36 and 37



- |                                         |                                                                  |
|-----------------------------------------|------------------------------------------------------------------|
| 1. Go through gate. (push)              | 6. Pick up slicker and carry around the cone                     |
| 2. Trot to the bridge.                  | 7. Walk to the back through. <sup>4</sup> put back on the barrel |
| 3. Walk over the bridge. & open mailbox | 8. Back through the cones                                        |
| 4. Trot to the logs and over them.      | 9. Trot to cone                                                  |
| 5. Trot to the first barrel.            | 10. Walk into the box and turn a 360°                            |

A maximum of 1 minute or 3 attempts will be allowed for each obstacle.



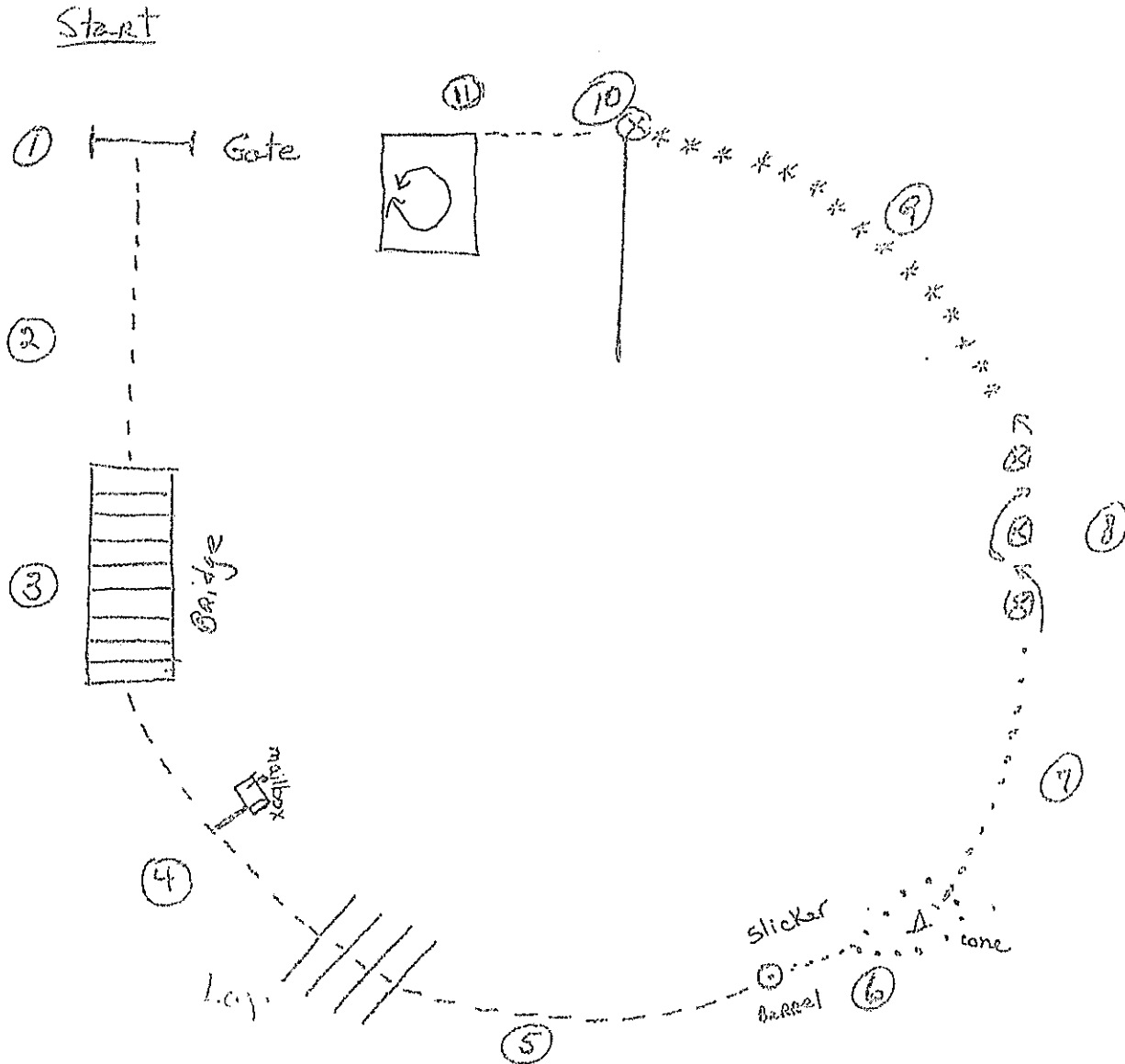


SCHS OPEN BREED SHOW – August 4, 2023 (Show 4)

Trail – English/Western

4H Jr/Sr; Yth 18&U; Adult

Classes 29, 31, 32, 38 and 39



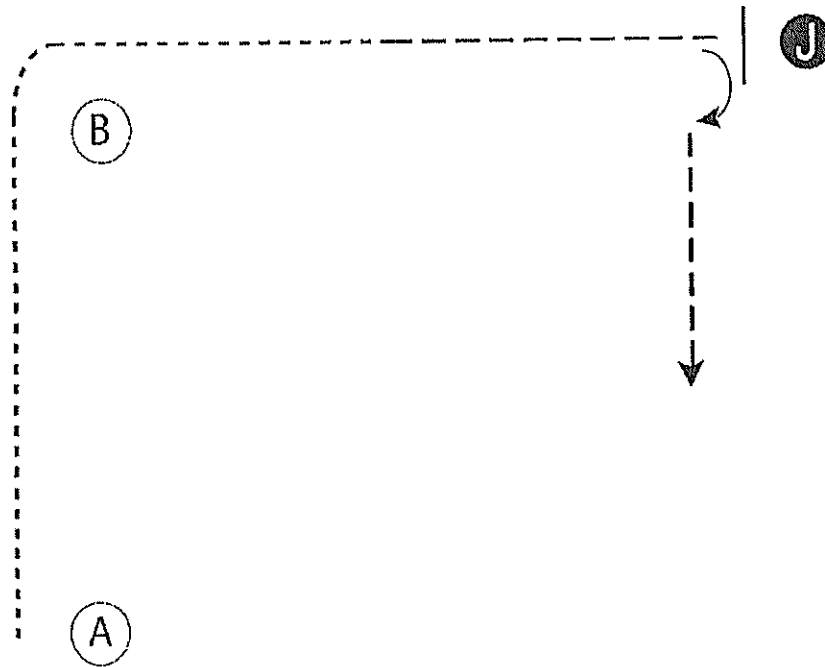
1. Right Hand Work Gate
2. Trot to the bridge.
3. Walk over the bridge. & open mailbox
4. Trot to the logs and over them.
5. Trot to the first barrel.
6. Pick up slicker and carry around cone & put back on the barrel
7. Walk to the back through.
8. Back through the cones
9. Lope in a left lead to cone.
10. Side pass the rail both directions.
11. Turn a 360° in the box

A maximum of 1 minute or 3 attempts will be allowed for each obstacle.



SCHS OPEN BREED SHOW – August 5, 2023 (Show 4)

Showmanship - Western  
 4H Cloverbud and Leadline  
 Classes 52 and 60




Be ready at A.

1. Walk from A around B and half way to the Judge.
2. Trot to the Judge and set up for inspection.
3. When dismissed, perform a 90 degree turn and trot straight away from the Judge.

Follow the instructions of your ring steward.

*Exhibitors will perform their pattern to the green 4-H cones.*

- Walk     - - - - -
- Trot     - - - - -
- Back     ← 
- Marker    ⓑ
- Judge     ⓙ

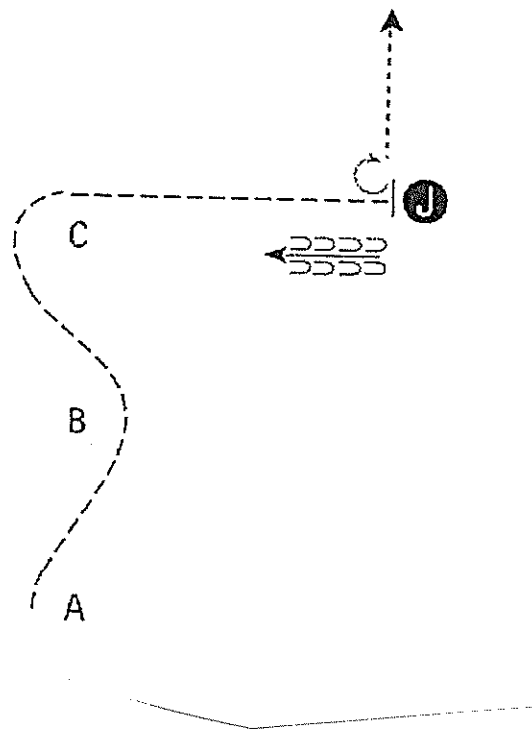


SCCHS OPEN BREED SHOW – August 5, 2023 (Show 4)

Showmanship - Western

Yth 11&U; Limited Rider and Novice Rider

Classes 53, 54 and 55

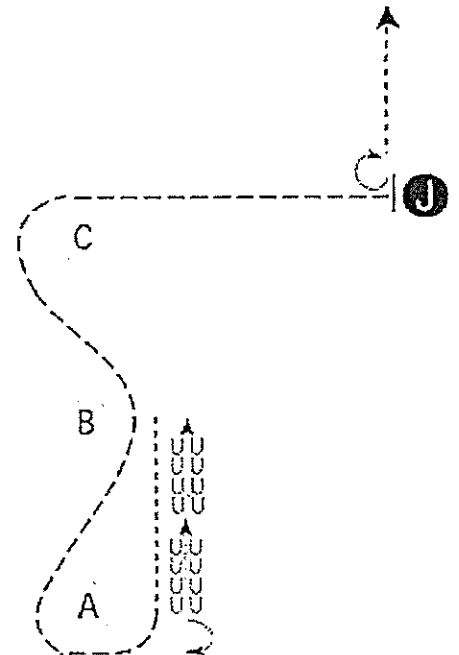


1. Be ready at A.
2. When acknowledged, trot around B, around C and straight to judge.
3. Stop and set up for inspection.
4. When dismissed, back one horse length.
5. Perform a 270° pivot.
6. Walk away from judge.



SCHS OPEN BREED SHOW – August 5, 2023 (Show 4)  
Showmanship - Western  
4H Jr/Sr, Yth 18&U; Adult and Open  
Classes 56, 57, 58 and 59

1. Be ready at A.
2. When acknowledged, perform a 180° pivot.
3. Back to B.
4. Walk to A.
5. Trot around A, around B, around C, and straight to Judge.
6. Stop and set up for inspection.
7. When dismissed, perform a 270° pivot and walk away from Judge.



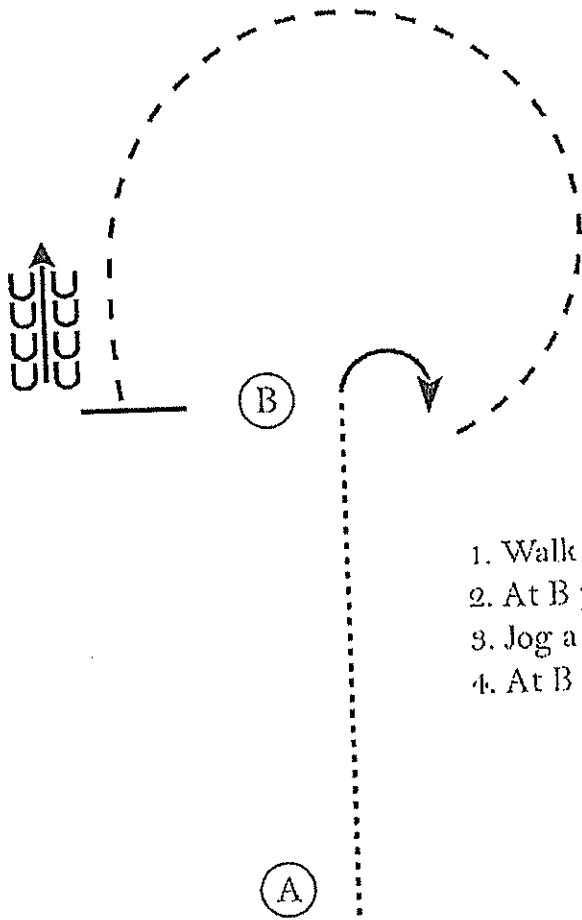


SCHS OPEN BREED SHOW – August 5, 2023 (Show 4)

Horsemanship - Western

4H Cloverbud

Class 63



1. Walk A to B
2. At B perform a 90 degree turn to the right
3. Jog a circle around B
4. At B stop and back 4 steps

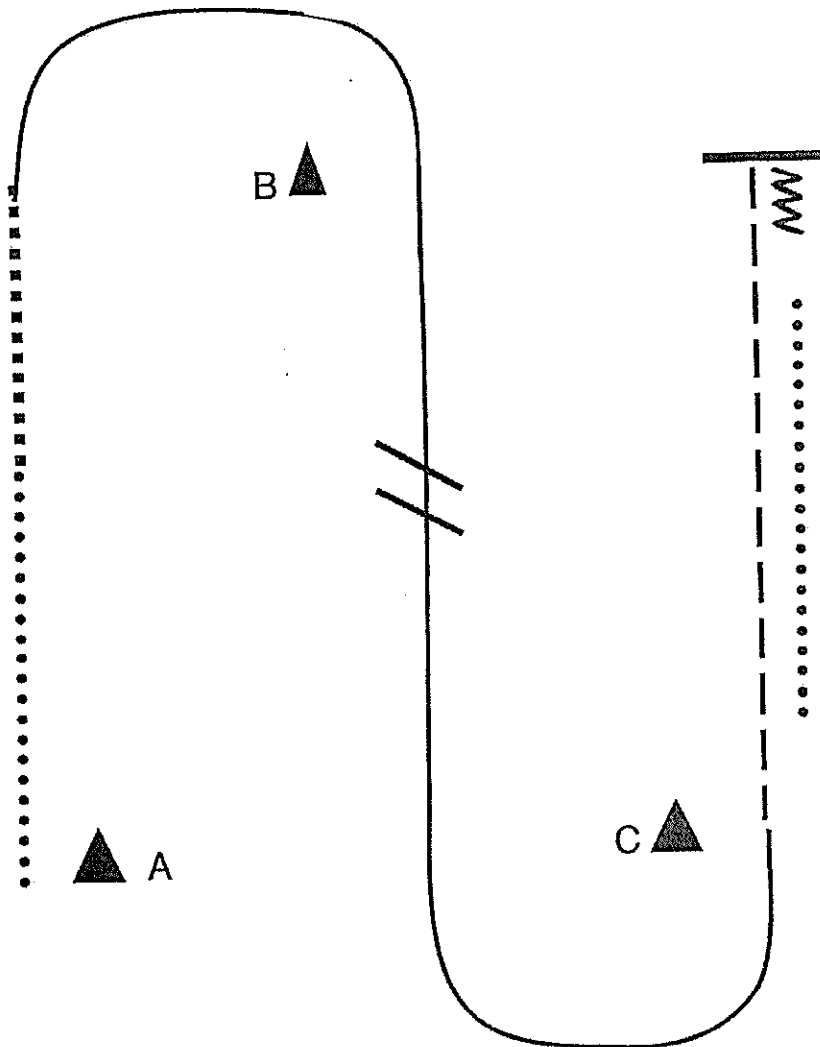
*Exhibitors will perform their pattern to the green 4-H cones.*

Walk	.....
Jog	-----
Extended Jog	-----
Lope	—————
Leg Yield	
Lead Change	⚡
Back	←←←←
Marker	Ⓚ
Sidepass	←---→





SCHS OPEN BREED SHOW – August 5, 2023 (Show 4)

Horsemanship - Western  
 4H Jr/Sr; Yth 18&U; and Adult  
 Classes 71, 74 and 75



Be ready at cone A.

1. Walk from cone A to the center of pattern.
2. Jog until even with cone B.
3. Lope a half circle on the right lead to and around cone B.
4. Perform a lead change (simple or flying) in the center of the pattern.
5. Lope a half circle on the left lead until even with cone C.
6. Extended jog until even with cone B.
7. Stop and back approximately one horse length.
8. Perform a 180° turn on the hindquarters to the right and walk off.

- WALK ..... (dotted line)
- JOG |.....| (dashed line)
- EXTENDED JOG ——— (long dashed line)
- LOPE ——— (solid line)
- BACK 
- LEAD CHANGE 

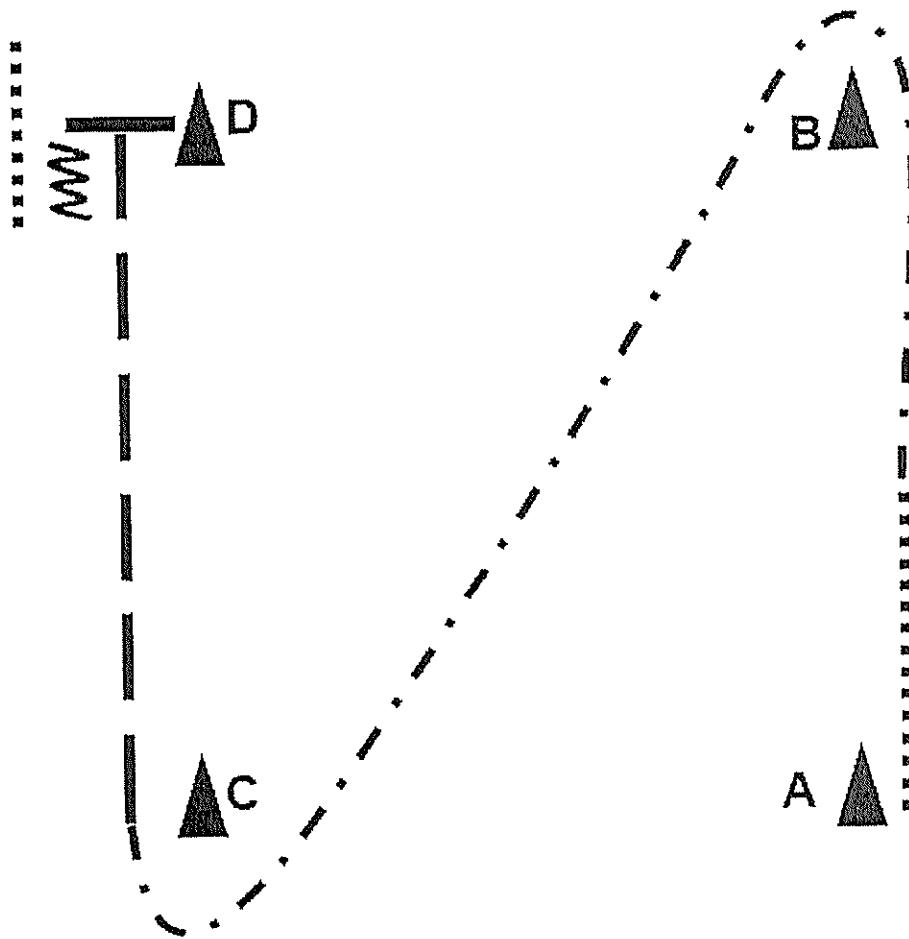


SCHS OPEN BREED SHOW – August 5, 2023 (Show 4)

Horsemanship - Western

4H Jr/Sr; Yth 18&U; Limited Rider and Novice Rider

Classes 65, 67 and 69



Be ready at cone A.

1. Walk halfway to cone B.
2. Jog to and around cone B.
3. Continue to jog to and around cone C.
4. Extend the jog from cone C to cone D.
5. Stop at cone D and back approximately one horse length.
6. Exit at a walk.

WALK .....  
 JOG - . - . -  
 EXTENDED JOG - - -  
 BACK *W*

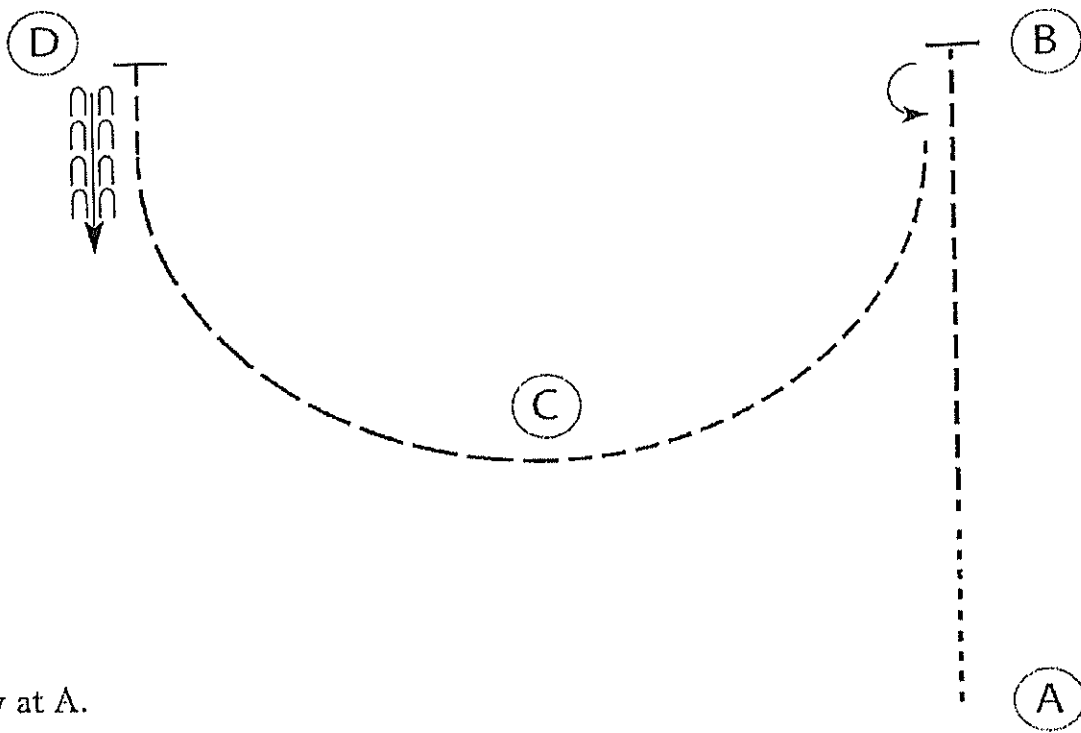


SCHS OPEN BREED SHOW – August 5, 2023 (Show 4)

Horsemanship - Western

Open (W/J)

Class 73



Be ready at A.

1. Walk approximately two strides from A.
2. Jog to B.
3. Stop and perform a 180 degree turn to the left.
4. Jog a half circle to C.
5. Extend the jog to D.
6. Stop at D and back approximately one horse length.
7. Pattern is complete. Exit at a jog.

Walk	-----
Jog	-----
Extended Jog	-----
Lope	—————
Lead Change	——— ———
Back	←←←←← ←←←←←
Marker	(B)