


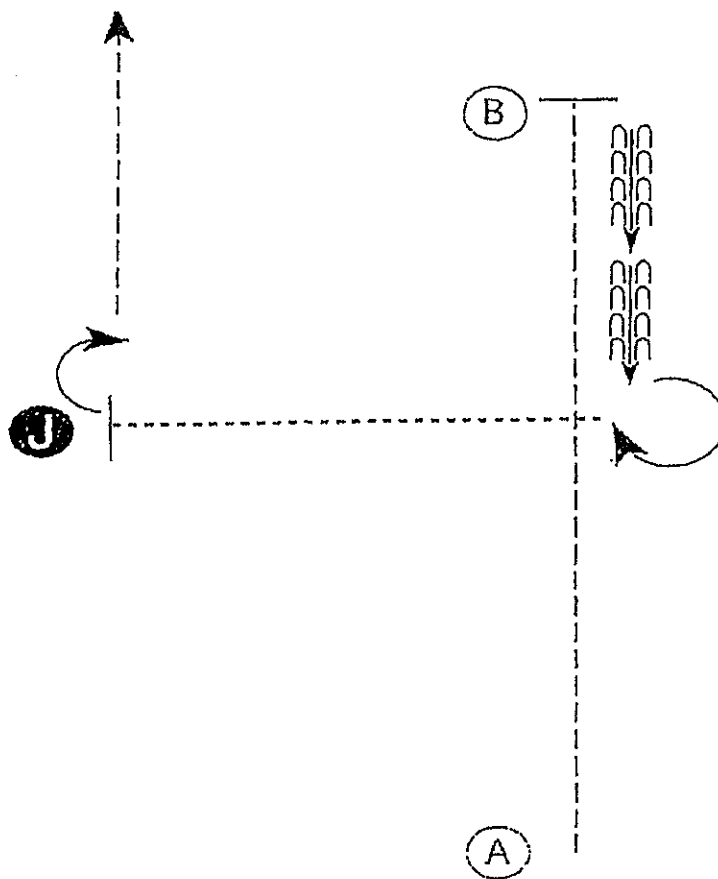
SCHS Open Breed Show




SCHS
OPEN BREED
SHOW 3
AUGUST 1, 2021



SCHS OPEN BREED – AUGUST 1, 2021 (SHOW 3)
 Showmanship – Adult; Youth 15-18 (Eng/West)
 CLASSES 5, 6, 13 and 14



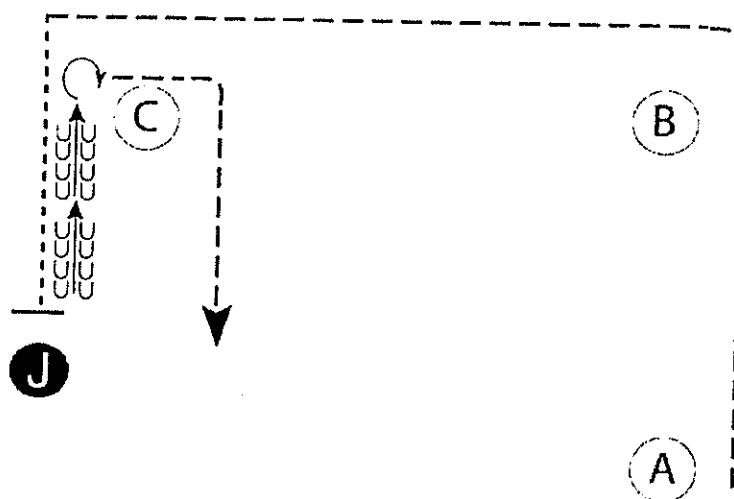
1. Trot A to B.
2. Stop at B.
3. Back halfway to A.
4. Perform a 270 degree turn .
5. Walk to the judge, stop and set up for inspection.
6. When dismissed, perform a 90 degree turn and trot away from judge.



Follow the instructions of your ring steward.



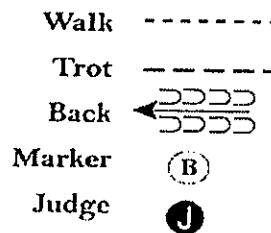
SCHS OPEN BREED – AUGUST 1, 2021 (SHOW 3)
 Showmanship – Novice; 14 & Under (Eng/West)
 CLASSES 7, 11, 15 and 19



Be ready at A.

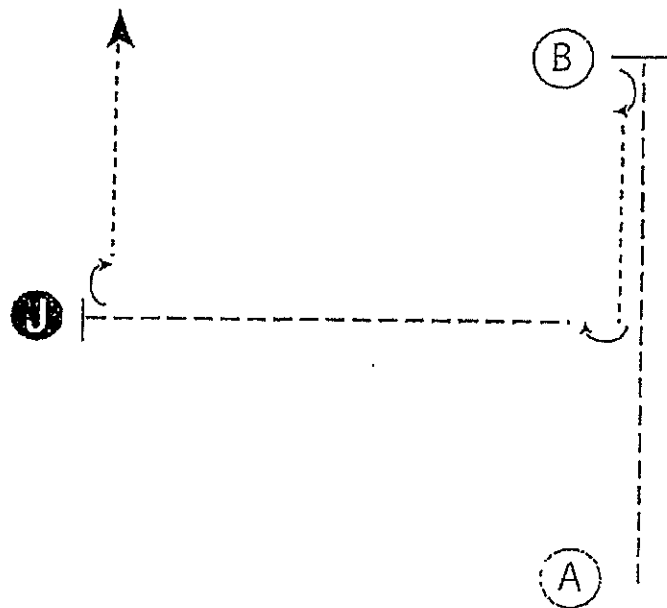
1. Trot from A, around B and past C.
2. Break to a walk when past C.
3. Walk to the judge, stop and set up for inspection.
4. When dismissed, back past C.
5. Perform a 270 degree turn and trot around C to the exit.

Follow the instructions of your ring steward.






SCHS OPEN BREED – AUGUST 1, 2021 (SHOW 3)
 Showmanship – 11&Under; Limited Youth/Adult; Leadline
 Open W/J and W/T (Eng/West)
 Classes 8, 9, 10, 12, 16, 17, 18, 20 and 21



Be ready at A.

1. Trot to B.
2. Stop at B.
3. Perform a 180 degree turn.
4. Walk until even with judge. Perform a 90 degree turn.
5. Trot to judge.
6. Stop and set up for inspection.
7. When dismissed, perform a 90 degree turn.
8. Walk straight away from judge.

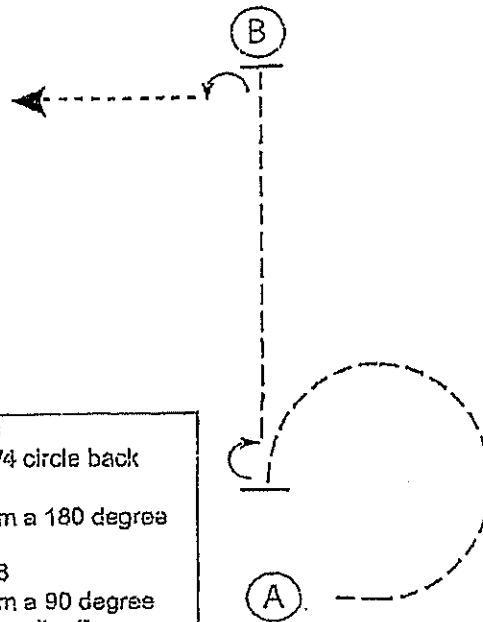


Follow the instructions of your ring steward.

NOTE: LEADLINE TO WALK ENTIRE PATTERN



SCHS OPEN BREED – AUGUST 1, 2021 (SHOW 3)
 Horsemanship/Equitation – 11&Under; Lmtd Youth/Adult
 Open W/J and W/T (Eng/West)
 Classes 24, 26, 30, 34, 39, 42, 44, 48, 52



For English Riders

1. Seated Trot a 3/4 circle back toward A
2. Stop and perform a 180 degree turn to the right
3. Posting Trot to B
4. Stop and perform a 90 degree turn to the left and walk off.

Be ready with your horse's tail to A.

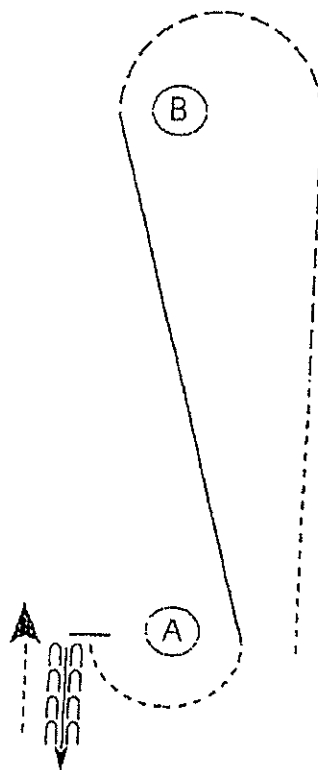
1. Jog a 3/4 circle back toward A.
2. Stop and perform a 180 degree turn to the right.
3. Jog to B.
4. Stop and perform a 90 degree turn to the left and walk off.

Follow the instructions of your ring steward.

Walk	-----
Jog	- - - - -
Extended Jog	-----
Lope	-----
Lead Change	
Back	
Marker	



SCHS OPEN BREED – AUGUST 1, 2021 (SHOW 3)
 Horsemanship/Equitation – Adult; 15-18 (Eng/West)
 Classes 29, 33, 47 and 51

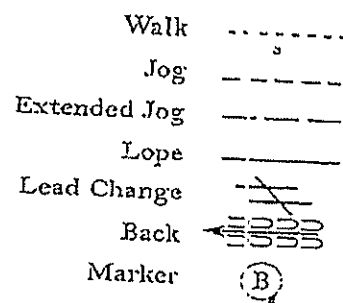


WESTERN RIDERS

1. WALK ½ WAY TO B
2. JOG TO AND AROUND B
3. LOPE LEFT LEAD BACK TO A
4. WALK AROUND A
5. STOP AND BACK APPROXIMATELY ONE HORSE LENGTH
6. WALK STRAIGHT AWAY

ENGLISH RIDERS

1. WALK ½ WAY TO B
2. SITTING TROT TO AND AROUND B
3. CANTER LEFT LEAD BACK TO A
4. WALK AROUND A
5. STOP AND BACK APPROXIMATELY ONE HORSE LENGTH
6. WALK STRAIGHT AWAY





SCHS OPEN BREED – AUGUST 1, 2021 (SHOW 3)
Horsemanship/Equitation – Novice; 14&Under
Classes 28, 32, 46 and 50



Be Ready at A

WESTERN

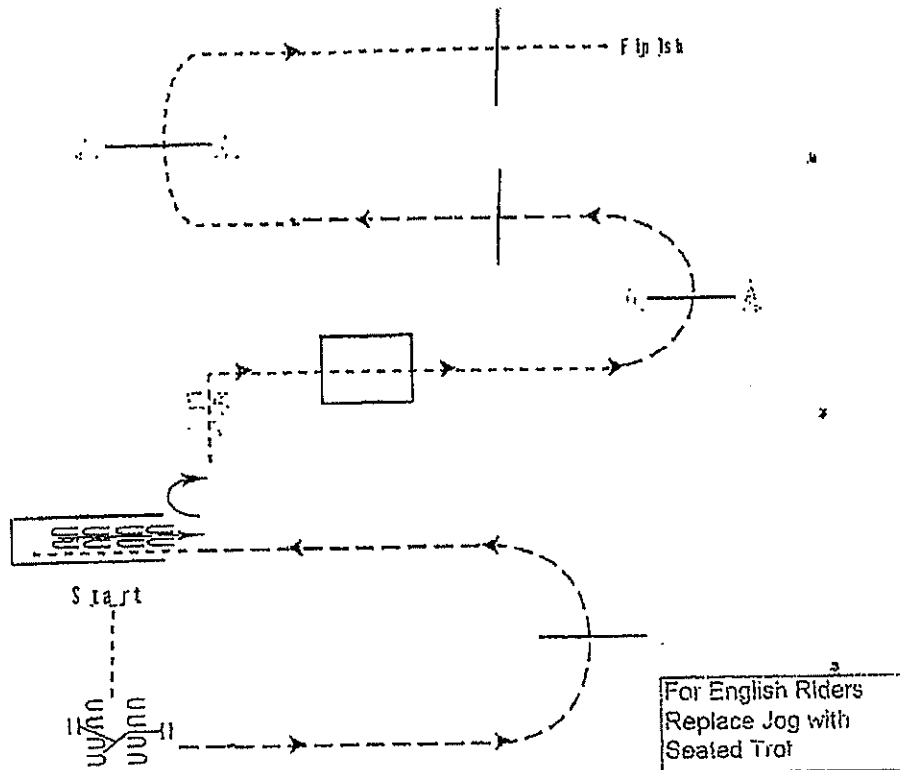
1. Extended jog from A to B
2. Regular jog B to C
3. Lope right lead C to D
4. Stop at D and back approximately one horse length

ENGLISH

1. Posting trot on left diagonal from A to B
2. Sitting trot B to C
3. Canter right lead C to D
4. Stop at D and back approximately one horse length



SCHS OPEN BREED – AUGUST 1, 2021 (SHOW 3)
 Trail – Leadline; 11&Under; Lmtd Youth/Adult
 Open W/J and W/T (Eng/West)
 Classes 60, 61, 62, 65, 67, 69, 70, 73 and 74



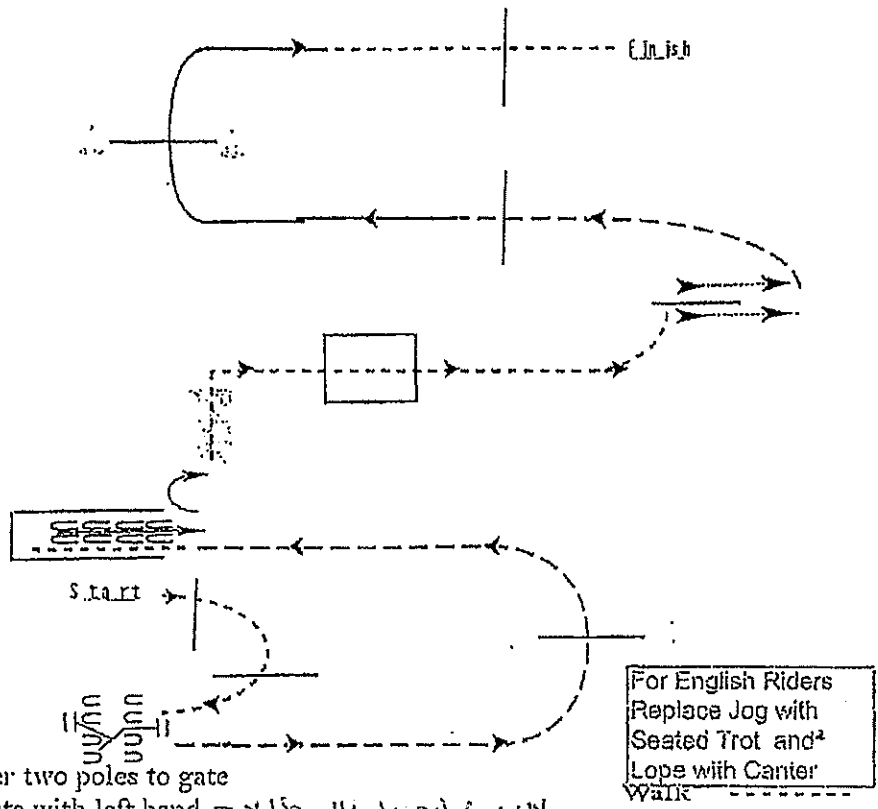
1. Walk thru gate.
2. Pick up a jog.
3. Jog over pole to chute
4. Walk into chute
5. Back out of chute
6. Walk over bridge *perform 90° turn to right*
7. Walk through box
8. Jog over next 2 poles.
9. Break to the walk and walk over final 2 poles to finish

Walk	-----
Jog	-----
Extended Jog	-----
Lope	-----
Leg Yield	
Lead Change	---/---
Back	←←←←←
Marker	Ⓚ
Sidepass	←-----→

NOTE: LEADLINE WALK ENTIRE PATTERN



SCHS OPEN BREED – AUGUST 1, 2021 (SHOW 3)
 Trail – Novice; 14&Under (Eng/West)
 Classes 63, 66, 71 and 75



1. Walk over two poles to gate
2. Work gate with left hand - *45° turn to right*
3. Jog over pole to chute
4. Break to a walk and walk into chute
5. Back out of chute; 90° turn to right
6. Walk over bridge
7. Walk through box and walk to sidepass pole.
Sidepass pole to right.
8. Trot over pole
9. Break to the walk and walk over final pole to finish

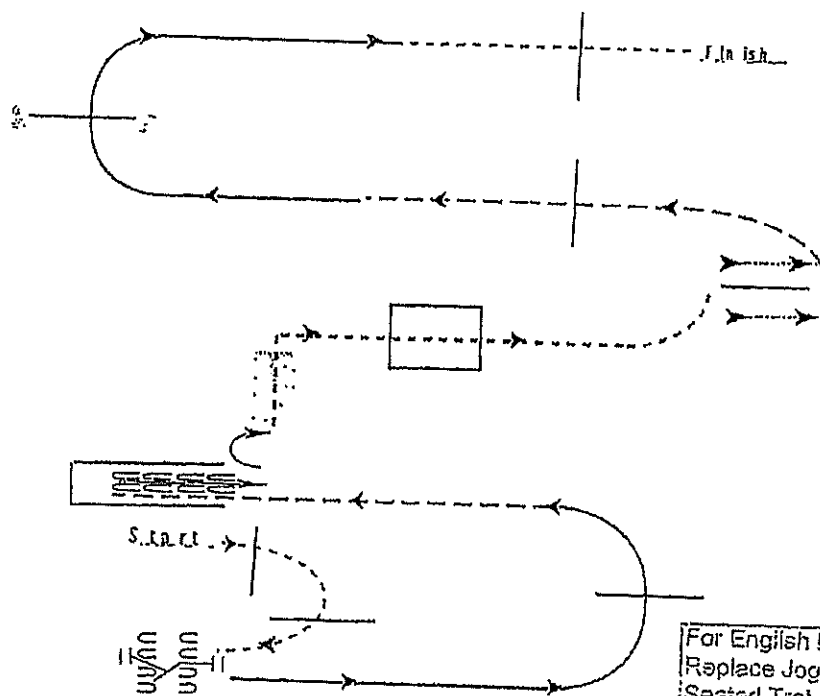
For English Riders
 Replace Jog with
 Seated Trot and²
 Lope with Canter
 Walk

Jog	-----
Extended Jog	-----
Lope	-----
Leg Yield	
Lead Change	↗ ↘
Back	←←←←
Marker	(B)
Sidepass	←-----→

NOTE: NOVICE RIDERS WALK THROUGH GATE



SCHS OPEN BREED – AUGUST 1, 2021 (SHOW 3)
 Trail – Adult; 15-18 (Eng/West)
 Classes 64, 68, 72 and 76



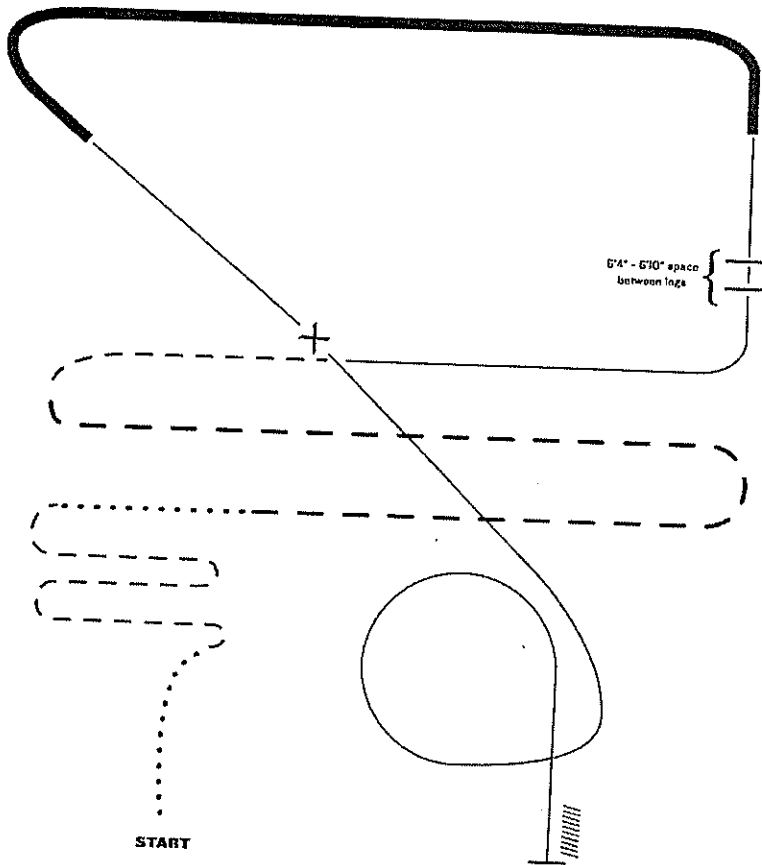
1. Walk over two poles to gate
2. Work gate with left hand
3. Lope on the left lead over pole
4. Break to a jog and jog into chute
5. Back out of chute; 90° turn to right
6. Walk over bridge
7. Walk through box and to sidepass pole. Sidepass pole to right.
8. Trot over pole
9. Lope on the right lead over pole
10. Break to the walk and walk over final pole to finish

For English Riders
 Replace Jog with
 Seated Trot and
 Lope with Canter

Walk	-----
Jog	-----
Extended Jog	-----
Lope	-----
Leg Yield	
Lead Change	↘
Back	←←←←
Marker	Ⓚ
Sidepass	←-----



SCSH OPEN BREED – AUGUST 1, 2021 (SHOW 3)
 RANCH PATTERN– NOVICE, W/J and W/J/L
 CLASSES 81, 82 AND 83



1. Walk
2. Trot serpentine
3. Walk
4. Extended trot
5. Trot
6. Lope left lead
7. Lope over logs
8. Extended lope (left lead)
9. Collect lope, change leads (simple or flying)
10. Lope right lead
11. Lope circle
12. Stop and back
13. Side pass to gate, left hand push into pen

Note: W/J & Novice Riders replace Lope with Extended Trot



SCHS OPEN BREED – AUGUST 1, 2021 (SHOW 3)
 RANCH TRAIL – NOVICE, W/J and W/J/L
 CLASSES 84, 85 AND 86

