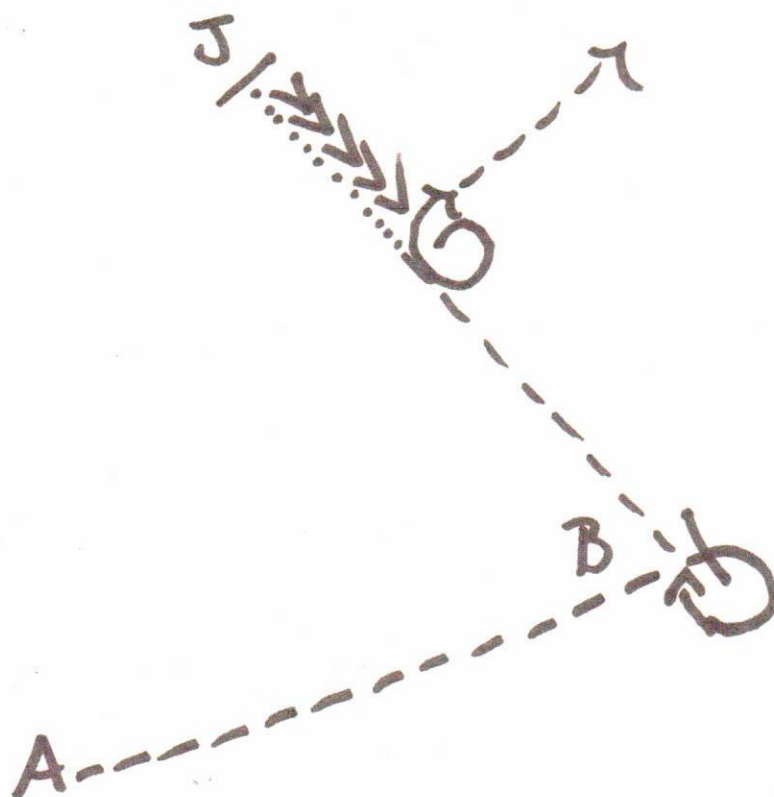


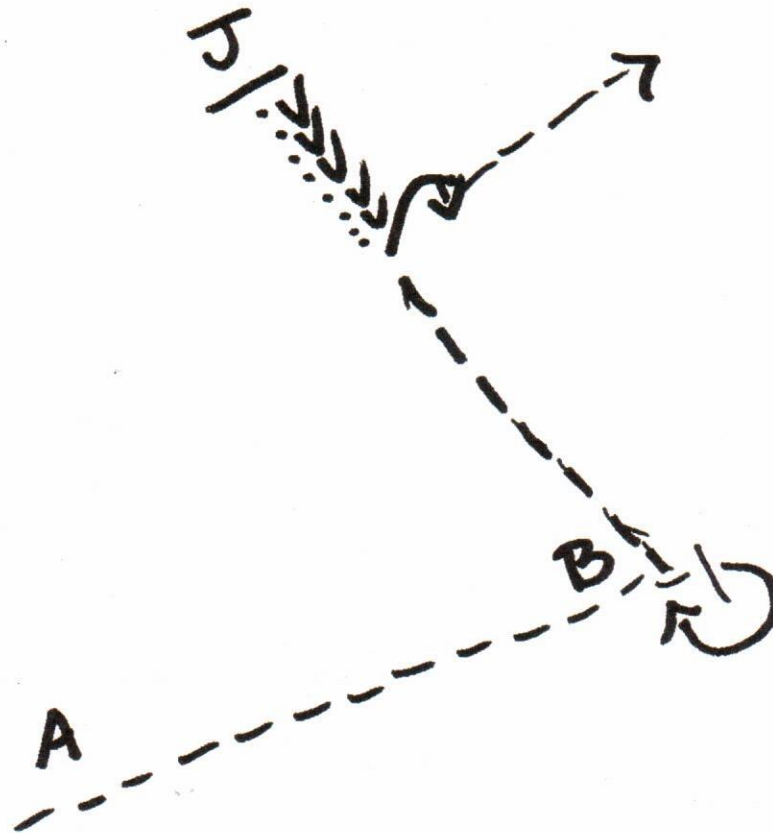
**ADULT/YOUTH SHOWMANSHIP  
(WESTERN/ENGLISH)**



1. Begin at A. Trot past B and stop
2. Perform a 270 degree turn
3. Trot halfway to the Judge
4. Break to the walk and walk to the Judge
5. Stop and set up for inspection
6. When dismissed back one horse length
7. Perform a 450 degree turn and trot to Exit

Walk -----  
Trot - - - - -  
Back <<<<<  
Marker (B)  
Judge (J)

**11&U; LMTD ADULT/YOUTH SHOWMANSHIP/WALK-TROT  
(WESTERN/ENGLISH)**



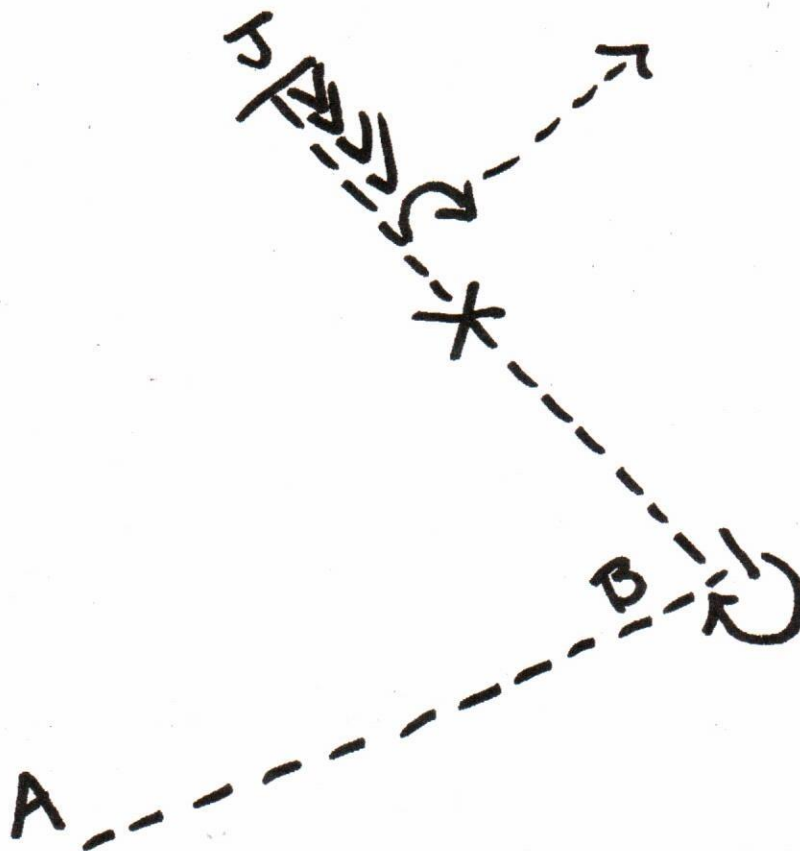
- Walk** -----  
**Trot** - - - - -  
**Back** <<<<<  
**Marker** (B)  
**Judge** (J)

**NOTE: LEADLINE TO WALK THE ENTIRE PATTERN**

SCHS OPEN BREED SERIES SHOW – SEPTEMBER 12, 2021

CLASSES: 7,11,15,19

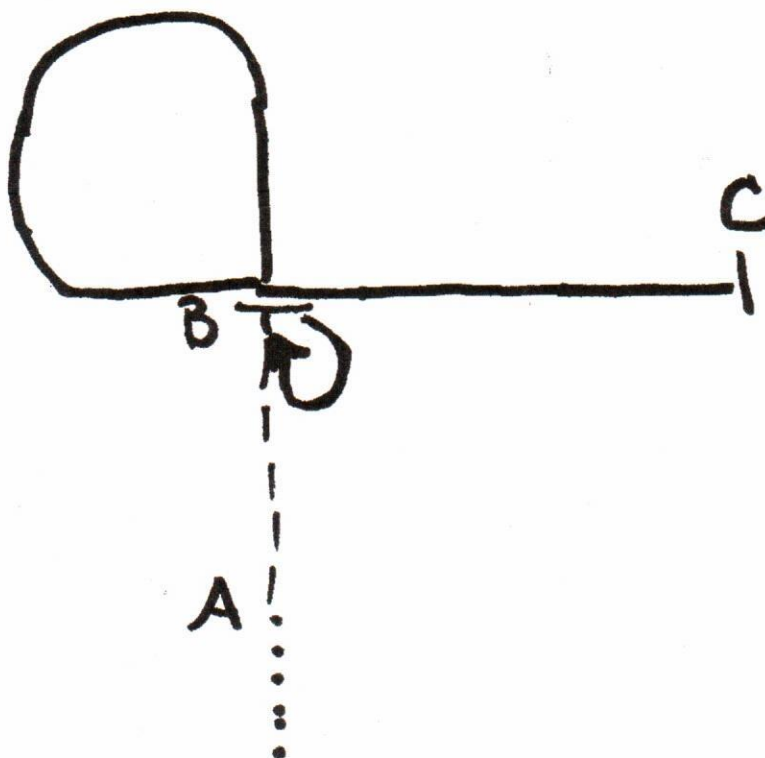
NOVICE RIDER / YOUTH 14 & UNDER SHOWMANSHIP  
(WESTERN/ENGLISH)



1. Be ready at A.
2. Trot past B and stop
3. Perform a 270 degree turn to the right
4. Trot halfway to the Judge. STOP/Pause
5. Trot the rest of the way to the Judge
6. Stop and set up for inspection
7. When dismissed back 4 steps
8. Perform a 90 degree turn and trot to Exit

Walk -----  
Trot -----  
Back <-----  
Marker (B)  
Judge (J)

SCHS OPEN BREED SERIES SHOW – SEPTEMBER 12, 2021  
 CLASSES: 29,33,47,51  
 YOUTH 15-18 & ADULT HORSEMANSHIP/EQUITATION  
 (WESTERN/ENGLISH)



**WESTERN HORSEMANSHIP RIDERS**

1. Walk to A.
2. At A jog to B
3. Stop at B & perform 360 degree turn to right
4. Lope a circle to the left
5. At B perform a lead change & continue to C
6. At C Stop & Back 4 steps

Walk -----

Trot - - - - -

Lope/Canter \_\_\_\_\_

Back <<<<<

Marker (B)

Judge (J)

**ENGLISH EQUITATION RIDERS**

1. Walk to A.
2. Sitting Trot to B
3. Stop at B & perform 360 degree turn to right
4. Canter a circle to the left
5. At B perform a lead change to the left & continue to C
6. At C Stop & Back 4 steps

CLASSES: 24, 26, 30, 42, 44, 48, 34 + 52

## HORSEMANSHIP/EQUITATION

1. Be Ready at A
2. Walk 2 horse lengths from A.
3. Jog to B. Jog a square corner around B
4. Extend the jog to C
5. Jog a circle at C
6. Stop at C & back one horse length

Follow the instructions of your ring steward

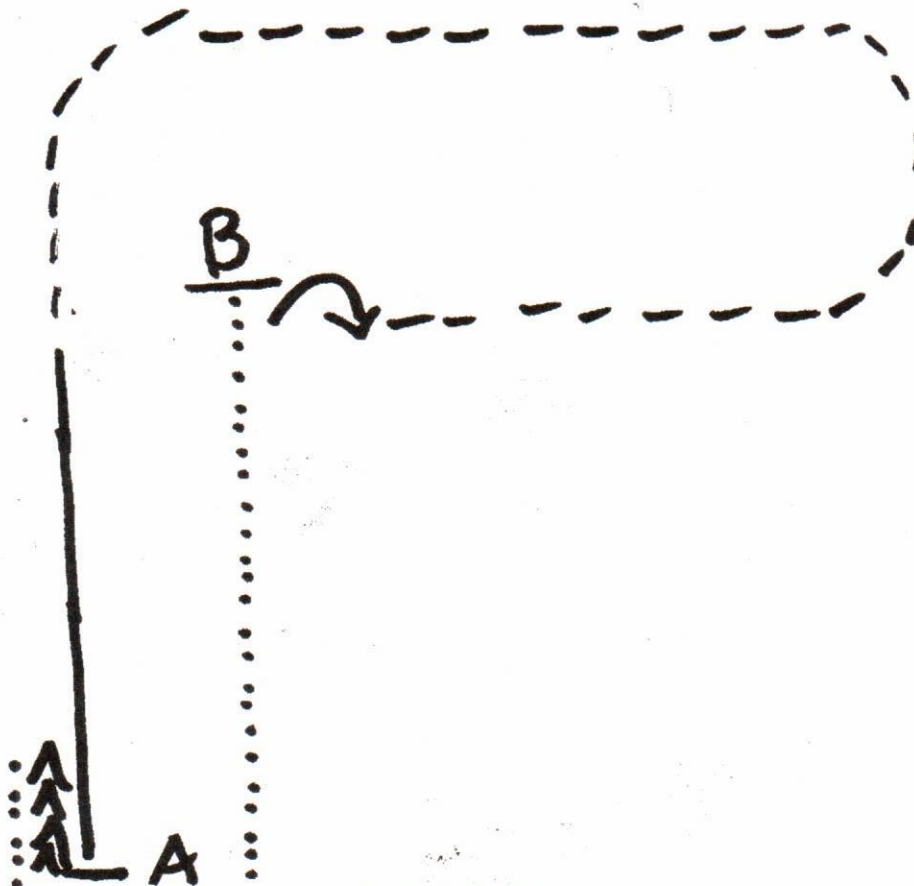
**Judge** 

1. Be Ready at A
2. Walk 2 horse lengths from A.
3. Sitting Trot a square corner around B to C
4. Posting trot at C. Circle to the right back to C
5. Stop at C & back one horse length

Follow the instructions of your ring steward



**Youth 14 & Under / Novice Rider Horsemanship/Equitation  
(WESTERN/ENGLISH)**



1. Be ready at A
2. Walk from A to B
3. Stop at Band turn 90 degrees to the right
4. Jog around B as shown
5. Lope from B to A right lead
6. Stop at A and back one horse length
7. Walk to Exit

**Judge** 

1. Be ready at A
2. Walk from A to B
3. Stop at B and turn 90 degrees to the right
4. Posting Trot around B as shown
5. Canter from B to A right lead
6. Stop at A and back one horse length
7. Walk to Exit

**CLASSES: 60,61,62,65,67,69,70,73,74**


(WESTERN/ENGLISH)

Start

Finish

1. Walk thru L
2. Walk over logs
3. Sidepass final log to the right
4. Jog to Bridge
5. Walk over Bridge
6. Jog over pole, around cone, and over pole to finish

1. Walk thru L
2. Walk over logs
3. Sidepass final log to the right
4. Trot to Bridge
5. Walk over Bridge
6. Trot over pole, around cone, and over pole to finish

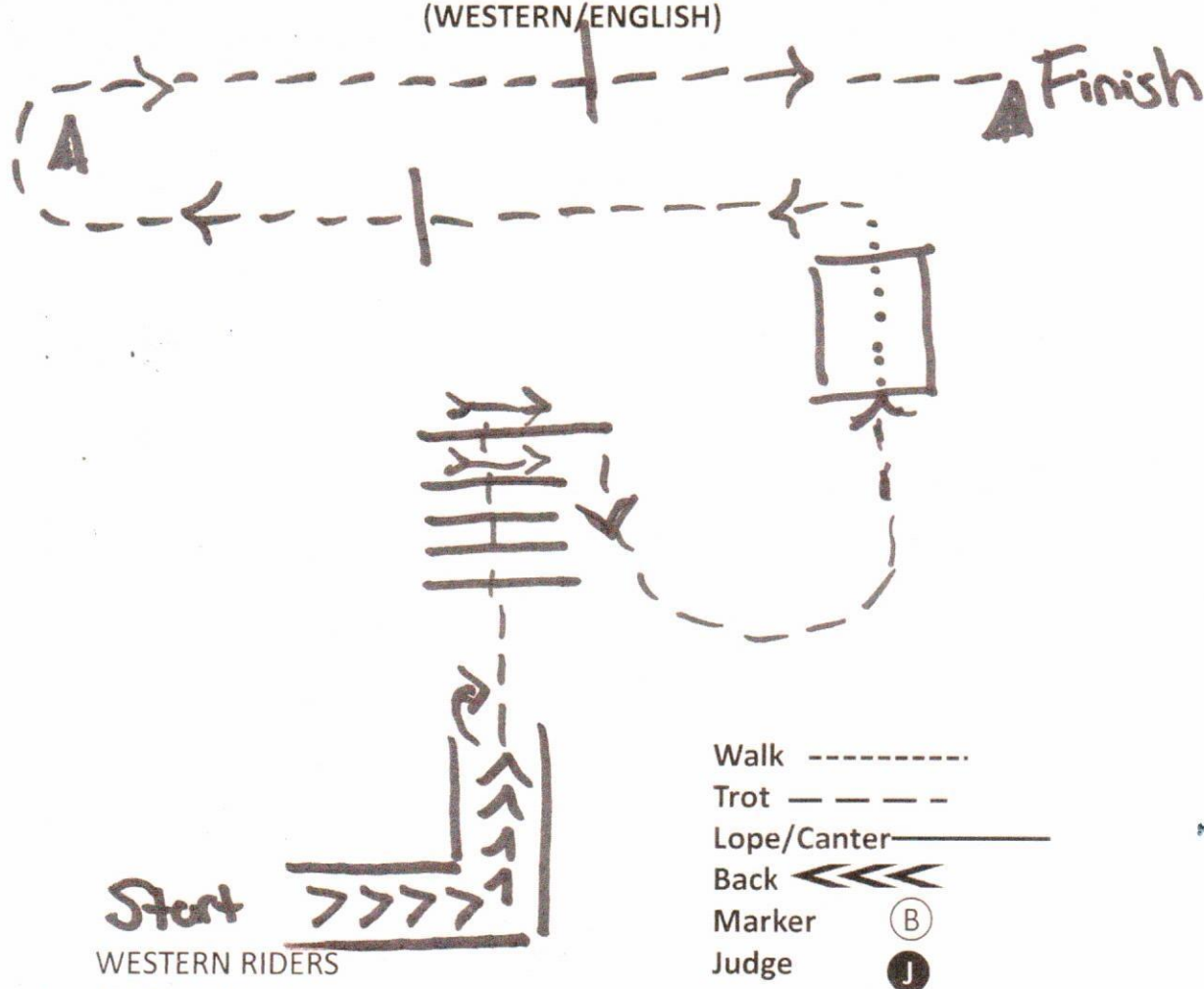
Walk -----  
Trot - - - - -  
Lope/Canter \_\_\_\_\_  
Back   
Marker (B)  
Judge (J)

**NOTE: LEADLINE WALKS THE ENTIRE PATTERN**

SCHS OPEN BREED SERIES SHOW – SEPTEMBER 12, 2021

CLASSES: 63, 66, 71, 75

YOUTH 14 & UNDER / NOVICE RIDER TRAIL  
(WESTERN/ENGLISH)



WESTERN RIDERS

1. Back thru L
2. Turn 180 degrees (either direction) and jog over poles
3. Sidepass final log to the right
4. Jog to Bridge
5. Walk over Bridge
6. Jog over pole, around cone, and over pole to finish

ENGLISH RIDERS

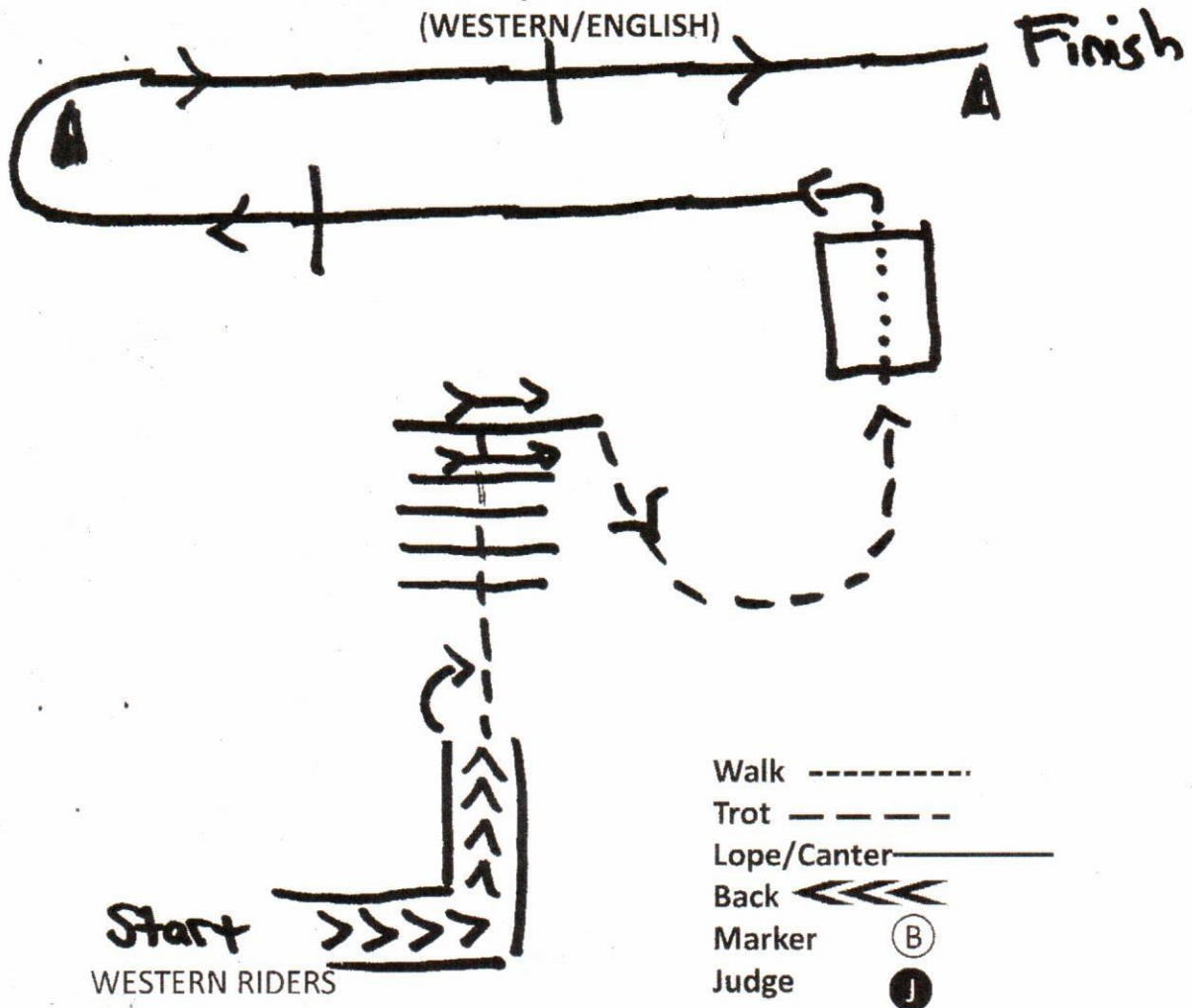
1. Back thru L
2. Turn 180 degrees (either direction) and sit trot over poles
3. Sidepass final log to the right
4. Posting Trot to Bridge
5. Walk over Bridge
6. Sit Trot over pole, around cone, and over pole to finish



SCHS OPEN BREED SERIES SHOW – SEPTEMBER 12, 2021

CLASSES: 64, 68, 72, 76

YOUTH 15-18 / ADULT RIDER TRAIL  
(WESTERN/ENGLISH)



WESTERN RIDERS

1. Back thru L
2. Turn 180 degrees (either direction) and jog over poles
3. Sidepass final log to the right
4. Jog to Bridge
5. Walk over Bridge
6. Lope over pole, around cone, and over pole to finish

ENGLISH RIDERS

1. Back thru L
2. Turn 180 degrees (either direction) and sit trot over poles
3. Sidepass final log to the right
4. Posting Trot to Bridge
5. Walk over Bridge
6. Canter over pole, around cone, and over pole to finish