



SCHS  
OPEN BREED  
SHOW 1  
MAY 15, 2022

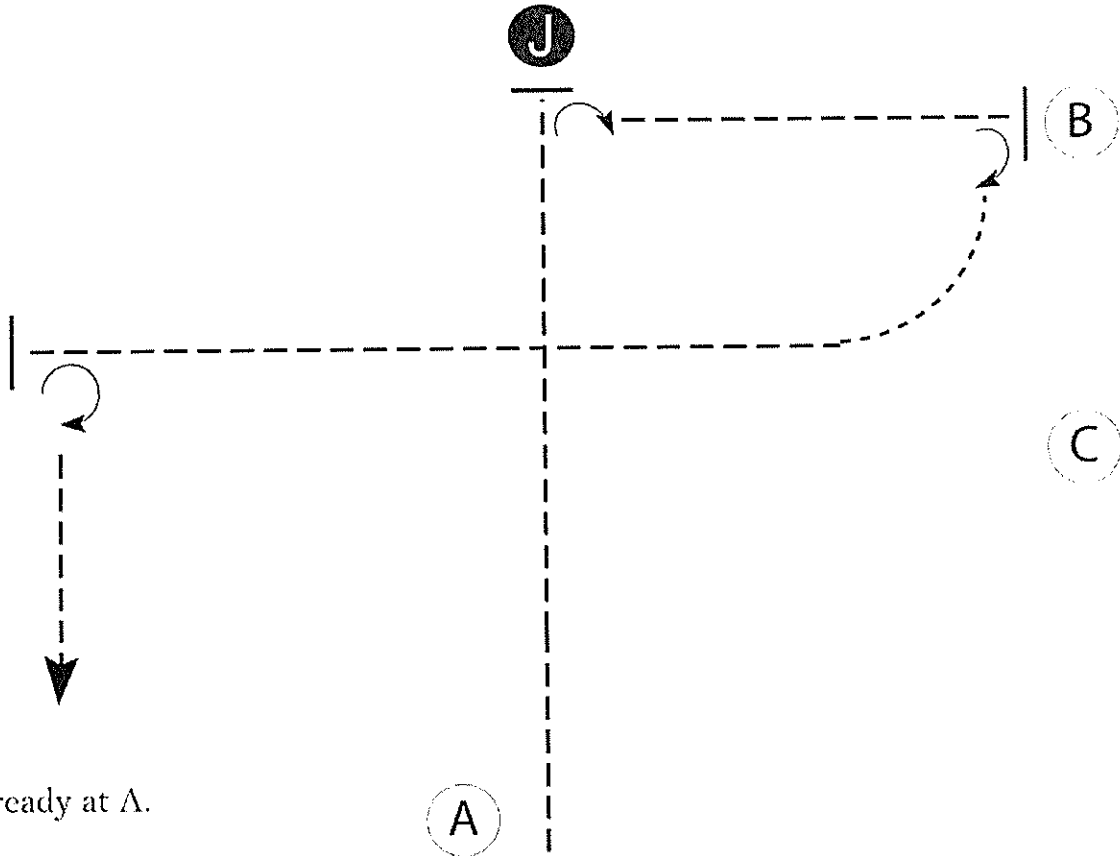




SCHS OPEN BREED SHOW – May 15, 2022 (Show 1)

Showmanship – Open W/J; Open W/T, Novice Adult/Youth - (Eng/West)

Classes 6, 10, 12 and 16



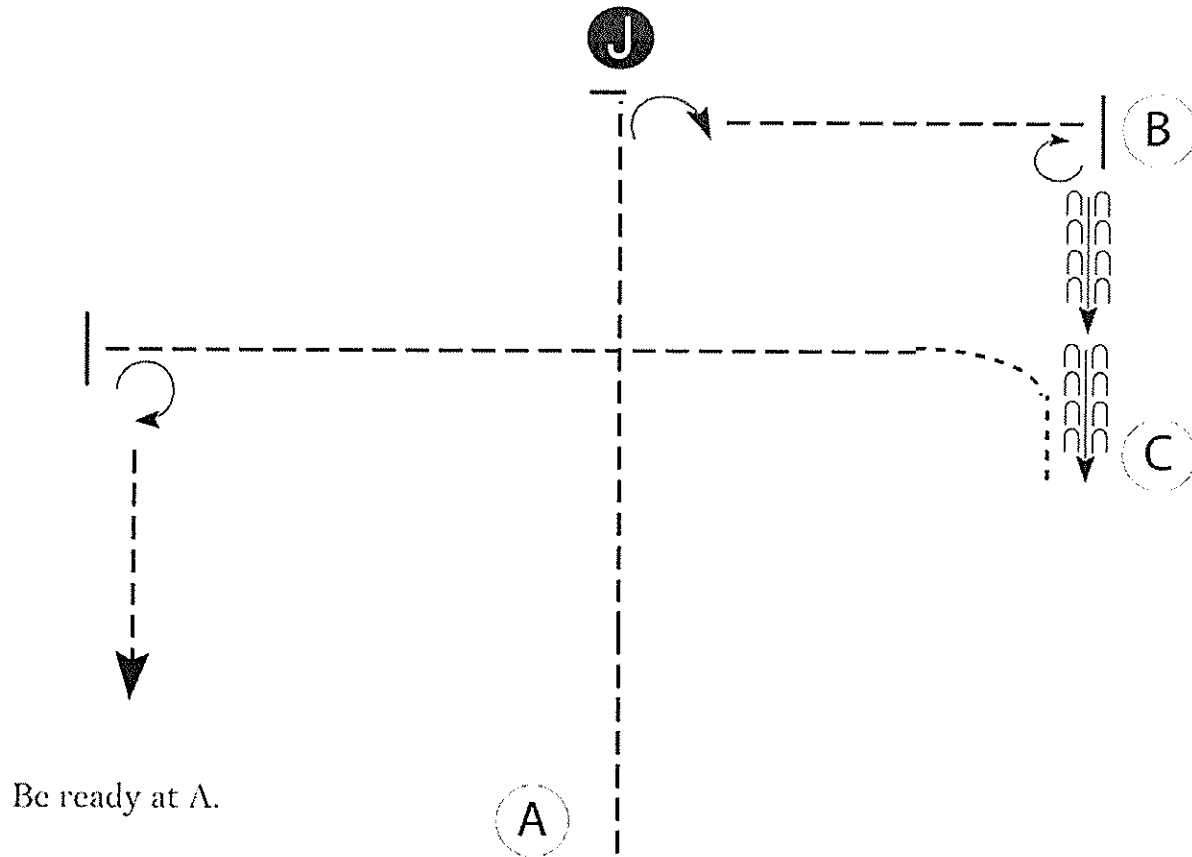
Be ready at A.

1. Trot to Judge.
2. Stop and set up for inspection.
3. When dismissed, perform a 1/4 turn and trot to B.
4. Perform a 1/4 turn then walk an arc to the left.
5. Trot a straight line past the center line of the pattern and stop.
6. Perform a 270 degree turn and trot to exit.

Walk	-----
Trot	- - - - -
Back	←
Marker	(B)
Judge	



SCHS OPEN BREED SHOW – May 15, 2022 (Show 1)  
 Showmanship – Yth 18 &U; Adult - (Eng/West)  
 Classes 5, 7, 11 and 13



1. Trot to Judge.
2. Stop and set up for inspection.
3. When dismissed, perform a 90° turn and trot to B.
4. Perform a 3/4 turn then back to C as shown.
5. Walk forward and a corner left then trot a straight line past the center line of the pattern and stop.
6. Perform a 270 degree turn and trot to exit.

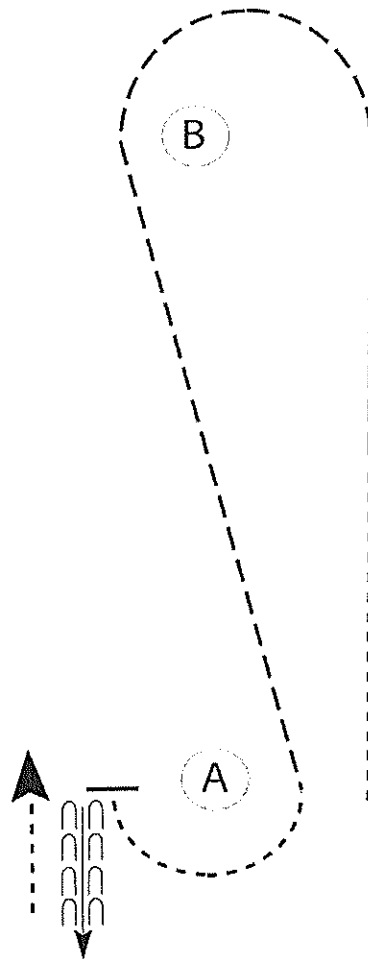
Walk	-----
Trot	-----
Back	←-----
Marker	(B)
Judge	(J)



SCHS OPEN BREED SHOW – May 15, 2022 (Show 1)

Equitation/Horsemanship – Yth 11&U; Limited Youth/Adult - (Eng/West)

Classes 21, 23, 39 and 41



Be ready at A.

1. Walk halfway to B.
2. Jog to and around B.
3. Continue to jog diagonally back to A.
4. Walk around A.
5. Stop and back approximately two horse lengths.
6. Walk straight away.

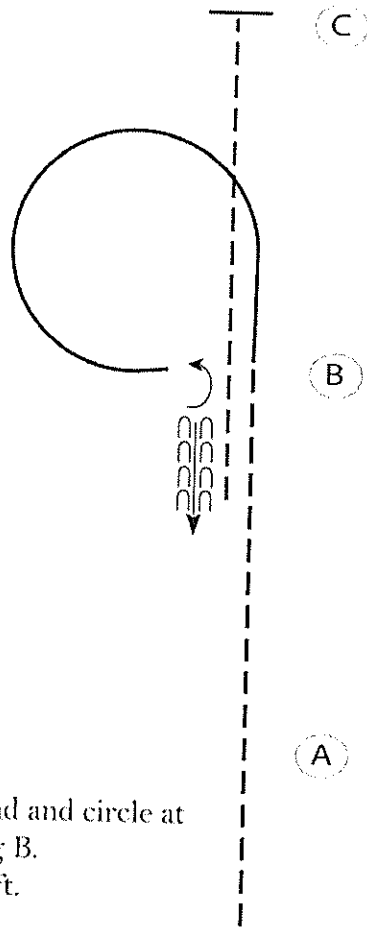
Follow the instructions of your ring steward.

English Riders – Replace jog with Posting trot

Walk	-----
Jog	-----
Extended Jog	-----
Lope	—————
Lead Change	
Back	
Marker	(B)

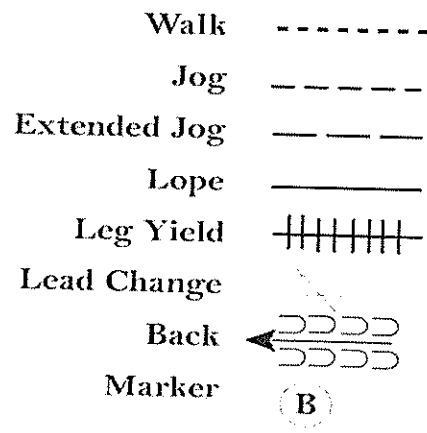


SCHS OPEN BREED SHOW – May 15, 2022 (Show 1)  
 Equitation/Horsemanship – Novice Youth/Adult - (Eng/West)  
 Classes 25 and 43



Begin before A at a jog.

1. Jog from A to B.
2. At B, lope on the left lead and circle at B as shown. Stop facing B.
3. Turn 1/4 turn to the left.
4. Back one horse length.
5. Jog to C. Stop at C.

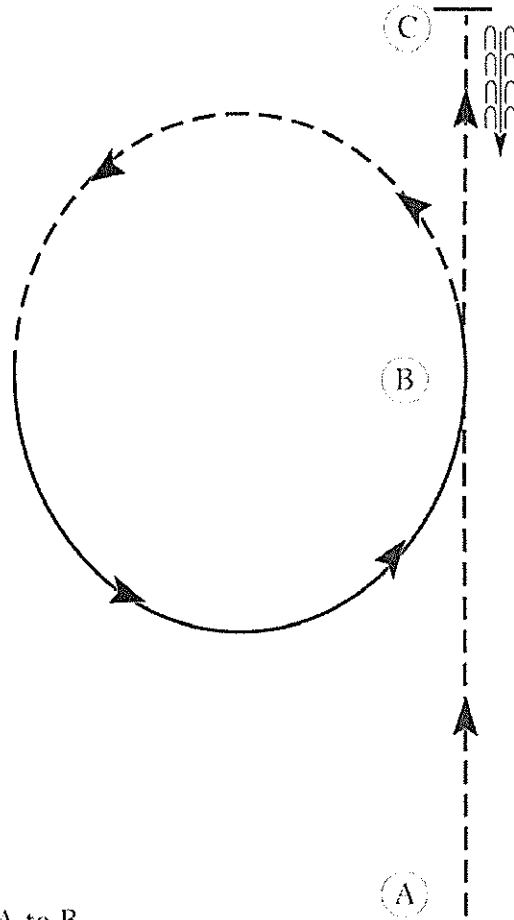


English Riders –

1. Begin before A at a posting trot A to B.
2. At B Canter on left lead and circle at B as shown. Stop facing B.
3. Turn ¼ turn to left
4. Back one horse length
5. Sitting trot to C and stop at C.



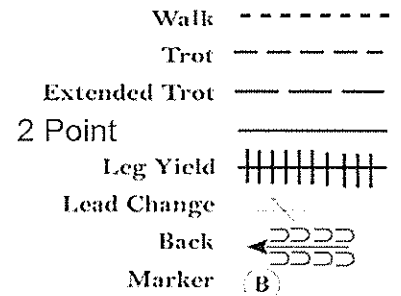
SCHS OPEN BREED SHOW – May 15, 2022 (Show 1)  
 Equitation/Horsemanship – Open W/T and Open W/J - (Eng/West)  
 Classes 30 and 48



1. Sitting trot A to B
2. At B posting trot a half circle to the left on the right diagonal.
3. 2 Point position back to B
4. Sitting trot to C.
5. Stop at C and back approximately one horse length.

Western Riders –

- Replace sitting trot with jog and
- 2 point seat with extended jog

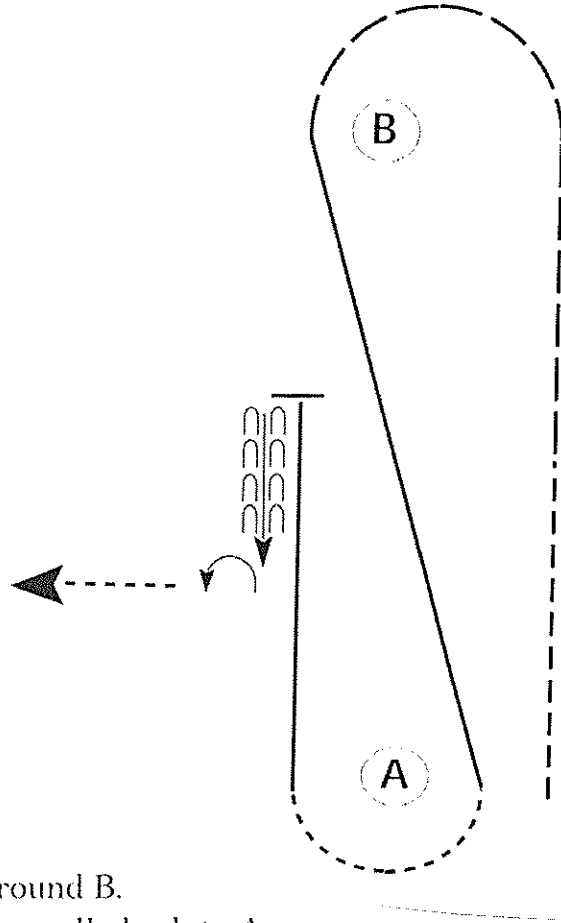




SCHS OPEN BREED SHOW – May 15, 2022 (Show 1)

Equitation/Horsemanship – Yth 18 & U; Adult - (Eng/West)

Classes 31, 32, 49 and 50



Be ready at A.

1. Jog halfway to B.
2. Extend the jog to and around B.
3. Lope on the left lead diagonally back to A.
4. Walk around A.
5. Lope on the right lead halfway to B.
6. Stop and back approximately two horse lengths.
7. Perform a 1/4 turn to the left.
8. Walk straight away.

English Riders –

- Replace jog with posting trot
- Replace extended jog with sitting trot
- Replace lope with canter

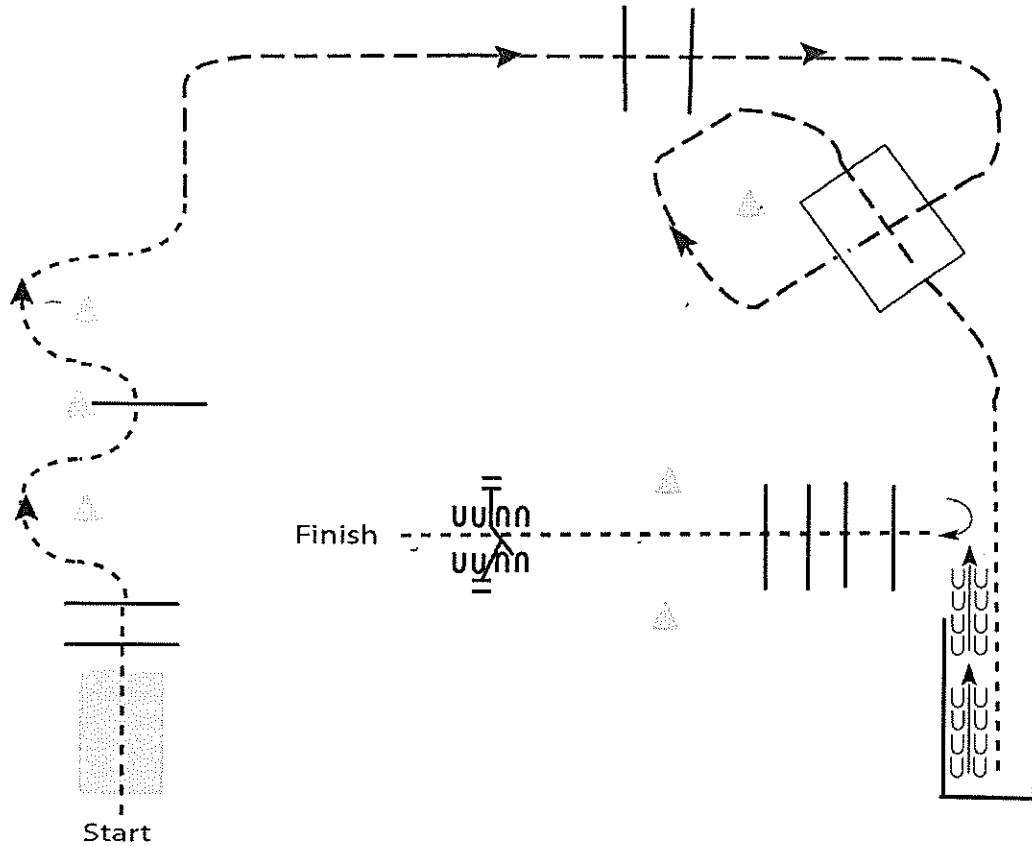
Walk	-----
Jog	-----
Extended Jog	-----
Lope	-----
Lead Change	
Back	
Marker	





SCHS OPEN BREED SHOW – May 15, 2022 (Show 1)

Trail – Yth 11 &U; Limited Yth/Adult - (Eng/West); Leadline and In-Hand  
Classes 20, 27, 28, 45, 46 and 57



Be ready at start.

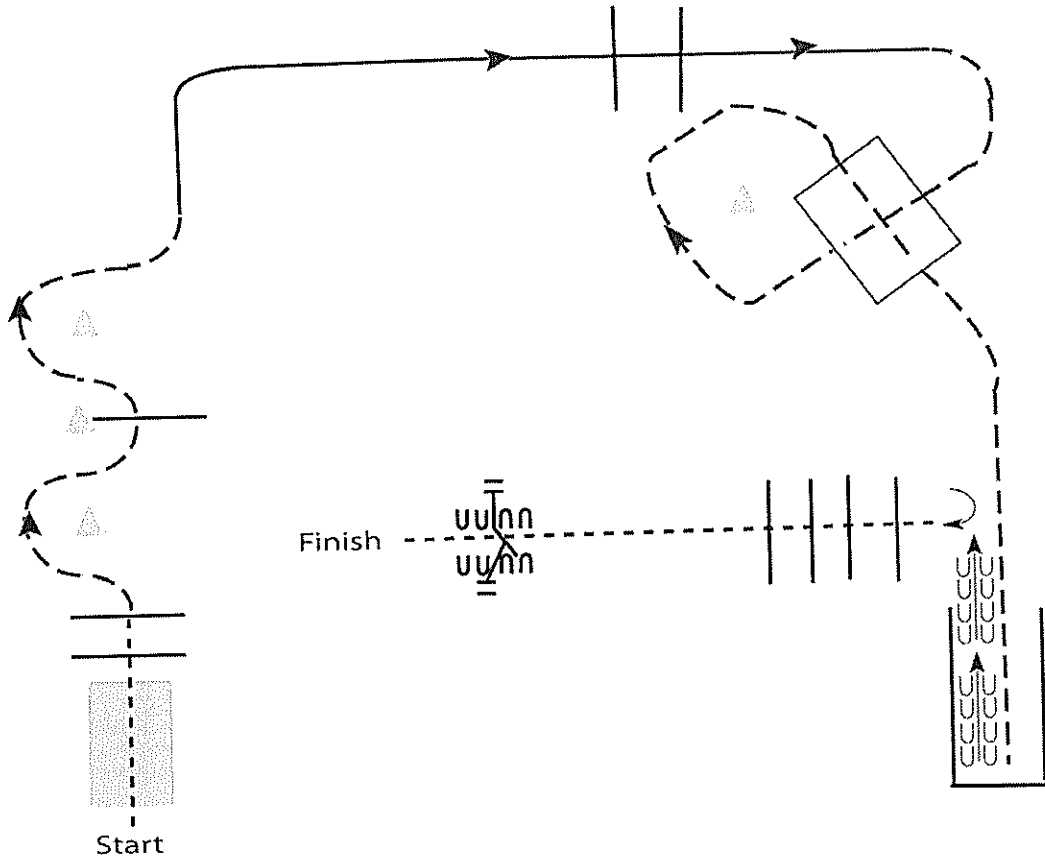
1. Walk over bridge and over poles.
2. Walk through serpentine and over pole.
3. After serpentine, pick up a jog.
4. Jog over poles and through box as shown.
5. When out of box walk and walk into chute.
6. Back out of chute and turn 90 degrees.
7. Walk over poles and through gate.

<b>Walk</b>	-----
<b>Jog</b>	- - - - -
<b>Extended Jog</b>	- - - - -
<b>Lope</b>	_____
<b>Leg Yield</b>	
<b>Lead Change</b>	↙ ↘
<b>Back</b>	← ⊃ ⊃ ⊃ ⊃
<b>Marker</b>	⊙ B
<b>Sidepass</b>	←      ←

LEADLINE RIDERS TO WALK ONLY



SCHS OPEN BREED SHOW – May 15, 2022 (Show 1)  
 Trail – Novice - (Eng/West)  
 Classes 29 and 47



Be ready at start.

1. Walk over bridge and over poles.
2. Jog through serpentine and over pole.
3. Lope on the right lead over poles.
4. Jog through box and into chute.
5. Back out of chute.
6. Turn 90 degrees and walk over poles.
7. Work gate with left hand.

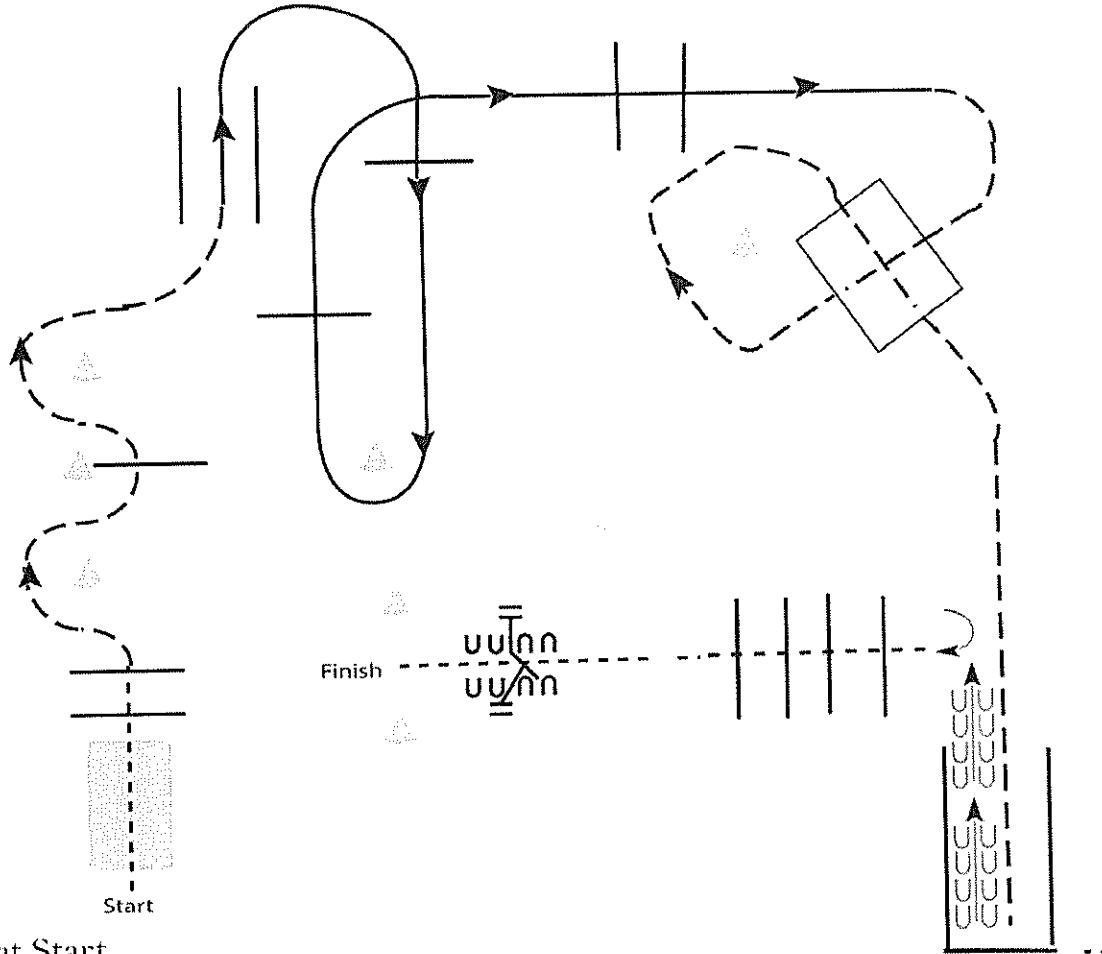
Walk	-----
Jog	- - - - -
Extended Jog	— — — — —
Lope	—————
Leg Yield	
Lead Change	↔
Back	←←←←←
Marker	(B)
Sidepass	←      ←

English Riders –

- Replace jog with sitting trot
- Replace lope with canter



SCHS OPEN BREED SHOW – May 15, 2022 (Show 1)  
 Trail – Yth 18&U; Adult - (Eng/West)  
 Classes 37, 38, 55 and 56



Begin at Start.

1. Walk over bridge and over poles.
2. Jog through serpentine and over pole.
3. Lope on the right lead over poles.
4. Jog through box and into chute.
5. Back out of Chute
6. Turn 90 degrees and walk over poles
7. Work gate with left hand.

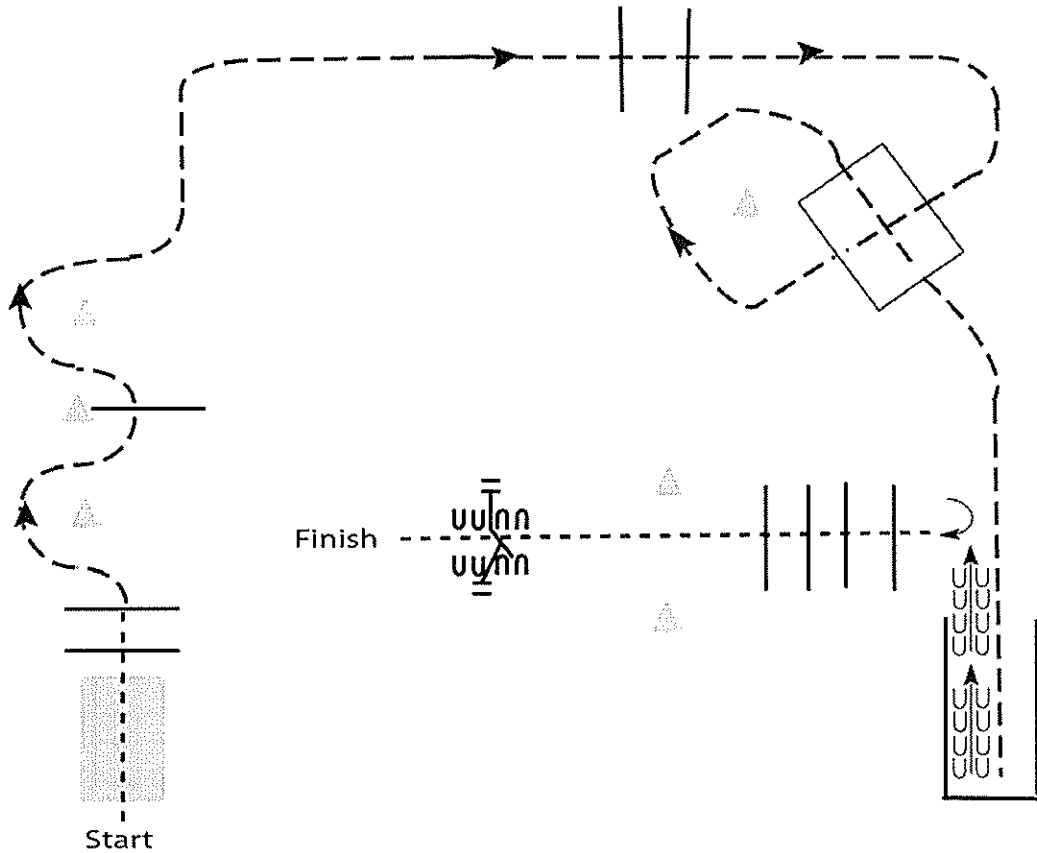
English Riders –

- Replace jog with sitting trot
- Replace lope with canter

Jog	-----
Extended Jog	-----
Lope	-----
Leg Yield	
Lead Change	↔↔↔↔↔
Back	←←←←←
Marker	(B)
Sidepass	←      →
Walk	-----



SCHS OPEN BREED SHOW – May 15, 2022 (Show 1)  
 Trail – Open W/T; Open W/J - (Eng/West)  
 Classes 36 and 54



Be ready at start.

1. Walk over bridge and over poles.
2. Jog through serpentine and over pole.
3. After serpentine, continue to jog.
4. Jog over poles and through box as shown.
5. Jog into chute.
6. Back out of chute and turn 90 degrees.
7. Walk over poles and Work gate with left hand.

Walk	-----
Jog	-----
Extended Jog	-----
Lope	—————
Leg Yield	
Lead Change	↙ ↘
Back	←←←←←
Marker	(B)

English Riders –

- Replace jog with sitting trot